

FLOS

05.5842.AP.CB Anodized Silver

Workmates Suspension Up&Down High Efficiency Casambi

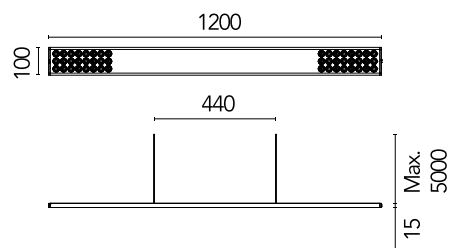
NEW

Designed by FLOS Architectural, 2023



58.5W - 5717lm - 4000K - CRI> 90 - Beam° 66

Suspension luminaire. Up&Down emission. High-efficiency light source. Driver not included (accessory kit for remote or surface driver). For Non Dimming models, you can configure the Up&Down luminous flux in 70/30 and 40/60 ratios (select the accessory kit for the driver concerned). Adjustable suspension height. Mechanical union module available for modular lines for various units. UGR<19. EN12464 - cd/m2 @ 65°<3000 compliant. Casambi, maximum distance between fixtures: 50m.



Are you a professional and your project needs consulting and support?

BOOK AN APPOINTMENT

Main specifications

Environments	Indoor dry location
Light source type	LED
Light sources included	yes
LED type	Top LED
Number of lamps	1
Power (W)	58.5
Source flux (lm)	6833
Lumen Output (lm)	5717

Physical

Colour	Anodized Silver
Cord colour	Transparent
Net weight (kg)	2.09
IP internal	20

Download

Mounting instructions [Download PDF](#)

Photometric Files

LDT / IES [Download ZIP](#)

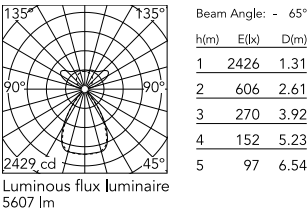
Technical Drawings

2D [Download ZIP](#)

3D [Download ZIP](#)



Schematic light drawing



Ecodesign and Energy Labelling

Replaceable (LED only) light source by a professional

Replaceable control gear by a professional

Photometric

Lighting type	Total
Light distribution	Symmetric
CCT (K)	4000
CRI>	90
Rf fidelity index	89
Rg gamut index	98
LED Life / Failure Ratio	L80B50>60.000h_Tc85°C
Beam angle C0-180 (°)	66
Beam angle C90-270 (°)	65
Extreme cut off	Yes
UGR _L	<16

Electrical

Main voltage (Vac)	220-240
Power supply	Remote
Dimmable	Yes
Power supply type	Dimmable Casambi
Dimming interface	Remote Dimmable (Dimmer Not Included)

Accessories & Power Supply



REQUIRED
Power supply
Installation

08.0901.AP
Remote Power Supply Kit for
Workmates Suspension
Up&Down - Non dimmable



REQUIRED
Power supply
Installation

08.0901.14
Remote Power Supply Kit for
Workmates Suspension
Up&Down - Non dimmable



REQUIRED
Power supply
Installation

08.0901.40
Remote Power Supply Kit for
Workmates Suspension
Up&Down - Non dimmable



REQUIRED
Power supply
Installation

08.0904.AP
Remote Power Supply Kit for
Workmates Suspension
Up&Down - Dimmable Dali



REQUIRED
Power supply
Installation

08.0904.14
Remote Power Supply Kit for
Workmates Suspension
Up&Down - Dimmable Dali



REQUIRED
Power supply
Installation

08.0904.40
Remote Power Supply Kit for
Workmates Suspension
Up&Down - Dimmable Dali



REQUIRED
Power supply
Electrical

08.0911.AP
Surface Power Supply Kit for
Workmates Suspension
Up&Down - Non Dimmable



REQUIRED
Power supply
Electrical

08.0911.14
Surface Power Supply Kit for
Workmates Suspension
Up&Down - Non Dimmable



REQUIRED
Power supply
Electrical

08.0911.40
Surface Power Supply Kit for
Workmates Suspension
Up&Down - Non Dimmable



REQUIRED
Power supply
Electrical

08.0914.AP
Surface Power Supply Kit for
Workmates Suspension
Up&Down - Dimmable Dali



REQUIRED
Power supply
Electrical

08.0914.14
Surface Power Supply Kit for
Workmates Suspension
Up&Down - Dimmable Dali



REQUIRED
Power supply
Electrical

08.0914.40
Surface Power Supply Kit for
Workmates Suspension
Up&Down - Dimmable Dali



REQUIRED
Power supply

08.0921.AP
Recessed Power Supply Kit for
Workmates Suspension
Up&Down - Non Dimmable



REQUIRED
Power supply

08.0921.14
Recessed Power Supply Kit for
Workmates Suspension
Up&Down - Non Dimmable




REQUIRED
Power supply

08.0921.40
Recessed Power Supply Kit for
Workmates Suspension
Up&Down - Non Dimmable



REQUIRED
Power supply

08.0924.AP
Recessed Power Supply Kit for
Workmates Suspension
Up&Down - Dimmable Dali



REQUIRED
Power supply

08.0924.14

Recessed Power Supply Kit for
Workmates Suspension
Up&Down - Dimmable Dali



REQUIRED
Power supply

08.0924.40

Recessed Power Supply Kit for
Workmates Suspension
Up&Down - Dimmable Dali