

# FLOS

05.6322.40.C6 All White

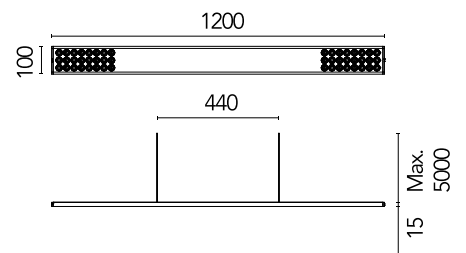
## Workmates Suspension Down High Efficiency

Designed by FLOS Architectural, 2023



LED - Top LED - 26W - 3594lm - 4000K - CRI> 90 - Beam° 73

Suspension luminaire. Down emission. High-efficiency light source. Driver not included (accessory kit for remote or surface driver). Adjustable suspension height. Mechanical union module available for modular lines for various units. UGR<19. EN12464 - cd/m<sup>2</sup> @ 65°<3000 compliant. Casambi, maximum distance between fixtures: 50m.



Are you a professional and your project needs consulting and support?

[BOOK AN APPOINTMENT](#)

### Main specifications

Mounting	Suspension
Environments	Indoor dry location
Light source type	LED
Light sources included	Yes
LED type	Top LED
Lamp category	LED
Number of lamps	1
Power (W)	26
System power (W)	28
Source flux (lm)	4384
Lumen Output (lm)	3594

### Physical

Colour	All White
Cord colour	White
Cord length (mm)	5000
Net weight (kg)	1.86
IP internal	20

### Download

Mounting instructions [↓ PDF](#)

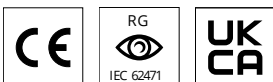
### Photometric Files

LDT / IES [↓ ZIP](#)

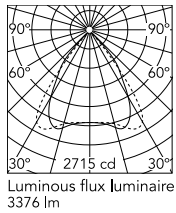
### Technical Drawings

2D [↓ ZIP](#)

3D [↓ ZIP](#)



## Schematic light drawing



Beam Angle: 73°

h(m)	E(lx)	D(m)
1	2291	1.48
2	573	2.95
3	255	4.43
4	143	5.91
5	92	7.39

2715 cd

## Photometric

Lighting type	Total
Light distribution	Symmetric
CCT (K)	4000
CRI>	90
McAdam steps (SDCM)	3
Rf fidelity index	89
Rg gamut index	98
LED Life / Failure Ratio	L80B50>60.000h_Tc85°C
Beam angle C0-180 (°)	73
Beam angle C90-270 (°)	74
Extreme cut off	Yes
UGR <sub>L</sub>	<19

## Electrical

Forward voltage (V)	48
LED current (mA)	700
Power supply	Remote
Dimmable	Yes
Power supply type	Dimmable Casambi
Batteries inside	No

## Ecodesign and Energy Labelling

This product contains a light source of energy efficiency class **G**



## Accessories & Power Supply



REQUIRED  
Power supply  
Installation

08.0906.AP  
Remote Power Supply Kit for  
Workmates Suspension -  
Dimmable Casambi



REQUIRED  
Power supply  
Installation

08.0906.14  
Remote Power Supply Kit for  
Workmates Suspension -  
Dimmable Casambi



REQUIRED  
Power supply  
Installation

08.0906.40  
Remote Power Supply Kit for  
Workmates Suspension -  
Dimmable Casambi



REQUIRED  
Power supply  
Electrical

08.0915.AP  
Surface Power Supply Kit for  
Workmates Suspension  
Up&Down Tunable White -  
Casambi & Dimmable Dali



REQUIRED  
Power supply  
Electrical

08.0915.14  
Surface Power Supply Kit for  
Workmates Suspension  
Up&Down Tunable White -  
Casambi & Dimmable Dali




REQUIRED  
Power supply  
Electrical

08.0915.40  
Surface Power Supply Kit for  
Workmates Suspension  
Up&Down Tunable White -  
Casambi & Dimmable Dali



REQUIRED  
Power supply

08.0925.AP  
Recessed Power Supply Kit for  
Workmates Suspension  
Up&Down Tunable White -  
Casambi & Dimmable Dali



REQUIRED  
Power supply

08.0925.14  
Recessed Power Supply Kit for  
Workmates Suspension  
Up&Down Tunable White -  
Casambi & Dimmable Dali



**REQUIRED**  
Power supply

08.0925.40

Recessed Power Supply Kit for  
Workmates Suspension  
Up&Down Tunable White -  
Casambi & Dimmable Dali



**OPTIONAL**  
Accessory

Installation

06.0436.40

Interconnection Accessory