

# FLOS

05.6322.14 Black

## Workmates Suspension Down High Efficiency

Designed by FLOS Architectural, 2023



LED - Top LED - 25W - 3376lm - 4000K - CRI> 90 - Beam° 73

Suspension luminaire. Down emission. High-efficiency light source. Driver not included (accessory kit for remote or surface driver). Adjustable suspension height. Mechanical union module available for modular lines for various units. UGR<19. EN12464 - cd/m2 @ 65°<3000 compliant. Casambi, maximum distance between fixtures: 50m.



Are you a professional and your project needs consulting and support?

[BOOK AN APPOINTMENT](#)

### Main specifications

Mounting	Suspension
Environments	Indoor dry location
Light source type	LED
Light sources included	Yes
LED type	Top LED
Lamp category	LED
Number of lamps	1
Power (W)	25
System power (W)	28
Source flux (lm)	4384
Lumen Output (lm)	3376

### Physical

Colour	Black
Cord colour	Black
Cord length (mm)	5000
Net weight (kg)	1.95
IP internal	20

### Download

[Mounting instructions](#)  PDF

### Photometric Files

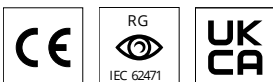
[ULD](#)  ULD

[LDT / IES](#)  ZIP

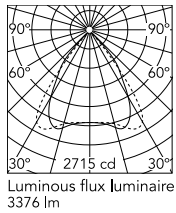
### Technical Drawings

[2D](#)  ZIP

[3D](#)  ZIP



## Schematic light drawing



## Photometric

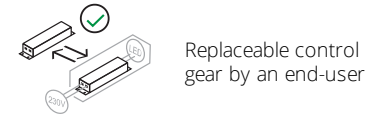
Lighting type	Total
Light distribution	Symmetric
CCT (K)	4000
CRI>	90
McAdam steps (SDCM)	3
Rf fidelity index	89
Rg gamut index	98
LED Life / Failure Ratio	L80B50>60.000h_Tc85°C
Beam angle C0-180 (°)	73
Beam angle C90-270 (°)	75
Extreme cut off	Yes
UGR <sub>L</sub>	<19

## Electrical

Forward voltage (V)	48
LED current (mA)	700
Power supply	Remote
Dimmable	Yes
Power supply type	Non Dimmable, Dimmable DALI 2
Batteries inside	No

## Ecodesign and Energy Labelling

This product contains a light source of energy efficiency class **G**



## Accessories & Power Supply



REQUIRED  
Power supply

Installation

08.0900.AP

Remote Power Supply Kit for  
Workmates Suspension Down -  
Non dimmable



REQUIRED  
Power supply

Installation

08.0900.14

Remote Power Supply Kit for  
Workmates Suspension Down -  
Non dimmable



REQUIRED  
Power supply

Installation

08.0900.40

Remote Power Supply Kit for  
Workmates Suspension Down -  
Non dimmable



REQUIRED  
Power supply

Installation

08.0903.AP

Remote Power Supply Kit for  
Workmates Suspension Down -  
Dimmable Dali



REQUIRED  
Power supply

Installation

08.0903.14

Remote Power Supply Kit for  
Workmates Suspension Down -  
Dimmable Dali



REQUIRED  
Power supply

Installation

08.0903.40

Remote Power Supply Kit for  
Workmates Suspension Down -  
Dimmable Dali



REQUIRED  
Power supply

Electrical

08.0910.AP

Surface Power Supply Kit for  
Workmates Suspension Down -  
Non Dimmable



REQUIRED  
Power supply

Electrical

08.0910.14

Surface Power Supply Kit for  
Workmates Suspension Down -  
Non Dimmable



REQUIRED  
Power supply  
Electrical

08.0910.40  
Surface Power Supply Kit for  
Workmates Suspension Down -  
Non Dimmable



REQUIRED  
Power supply  
Electrical

08.0913.AP  
Surface Power Supply Kit for  
Workmates Suspension Down -  
Dimmable Dali



REQUIRED  
Power supply  
Electrical

08.0913.14  
Surface Power Supply Kit for  
Workmates Suspension Down -  
Dimmable Dali



REQUIRED  
Power supply  
Electrical

08.0913.40  
Surface Power Supply Kit for  
Workmates Suspension Down -  
Dimmable Dali



REQUIRED  
Power supply

08.0923.AP  
Recessed Power Supply Kit for  
Workmates Suspension Down -  
Dimmable Dali



REQUIRED  
Power supply

08.0923.14  
Recessed Power Supply Kit for  
Workmates Suspension Down -  
Dimmable Dali



REQUIRED  
Power supply

08.0923.40  
Recessed Power Supply Kit for  
Workmates Suspension Down -  
Dimmable Dali



OPTIONAL  
Accessory  
Installation

06.0436.14  
Interconnection Accessory