


FLOS

05.6320.AP Anodized Silver

Workmates Suspension Down High Efficiency

Designed by FLOS Architectural, 2023



LED - Top LED - 25W - 3186lm - 3000K - CRI> 90 - Beam° 73

Suspension luminaire. Down emission. High-efficiency light source. Driver not included (accessory kit for remote or surface driver). Adjustable suspension height. Mechanical union module available for modular lines for various units. UGR<19. EN12464 - cd/m2 @ 65°<3000 compliant. Casambi, maximum distance between fixtures: 50m.



Are you a professional and your project needs consulting and support?

[BOOK AN APPOINTMENT](#)

Main specifications

Mounting	Suspension
Environments	Indoor dry location
Light source type	LED
Light sources included	Yes
LED type	Top LED
Lamp category	LED
Number of lamps	1
Power (W)	25
System power (W)	28
Source flux (lm)	4138
Lumen Output (lm)	3186

Physical

Colour	Anodized Silver
Cord colour	Transparent
Cord length (mm)	5000
Net weight (kg)	1.95
IP internal	20

Download

[Mounting instructions](#)  PDF

Photometric Files

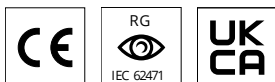
[ULD](#)  ULD

[LDT / IES](#)  ZIP

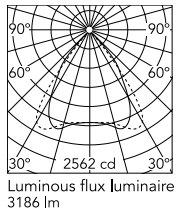
Technical Drawings

[2D](#)  ZIP

[3D](#)  ZIP



Schematic light drawing



h(m)	E(lx)	D(m)
1	2162	1.48
2	540	2.95
3	240	4.43
4	135	5.91
5	86	7.39

Photometric

Lighting type	Total
Light distribution	Symmetric
CCT (K)	3000
CRI>	90
McAdam steps (SDCM)	3
Rf fidelity index	89
Rg gamut index	103
LED Life / Failure Ratio	L80B50>60.000h_Tc85°C
Beam angle C0-180 (°)	73
Beam angle C90-270 (°)	75
Extreme cut off	Yes
UGR _L	<19

Electrical

Forward voltage (V)	48
LED current (mA)	700
Power supply	Remote
Dimmable	Yes
Power supply type	Non Dimmable, Dimmable DALI 2
Batteries inside	No

Ecodesign and Energy Labelling

This product contains a light source of energy efficiency class **G**



Accessories & Power Supply



REQUIRED
Power supply

Installation

08.0900.AP

Remote Power Supply Kit for
Workmates Suspension Down -
Non dimmable



REQUIRED
Power supply

Installation

08.0900.14

Remote Power Supply Kit for
Workmates Suspension Down -
Non dimmable



REQUIRED
Power supply

Installation

08.0900.40

Remote Power Supply Kit for
Workmates Suspension Down -
Non dimmable



REQUIRED
Power supply

Installation

08.0903.AP

Remote Power Supply Kit for
Workmates Suspension Down -
Dimmable Dali



REQUIRED
Power supply

Installation

08.0903.14

Remote Power Supply Kit for
Workmates Suspension Down -
Dimmable Dali



REQUIRED
Power supply

Installation

08.0903.40

Remote Power Supply Kit for
Workmates Suspension Down -
Dimmable Dali



REQUIRED
Power supply

Electrical

08.0910.AP

Surface Power Supply Kit for
Workmates Suspension Down -
Non Dimmable



REQUIRED
Power supply

Electrical

08.0910.14

Surface Power Supply Kit for
Workmates Suspension Down -
Non Dimmable



REQUIRED
Power supply
Electrical

08.0910.40
Surface Power Supply Kit for
Workmates Suspension Down -
Non Dimmable



REQUIRED
Power supply
Electrical

08.0913.AP
Surface Power Supply Kit for
Workmates Suspension Down -
Dimmable Dali



REQUIRED
Power supply
Electrical

08.0913.14
Surface Power Supply Kit for
Workmates Suspension Down -
Dimmable Dali



REQUIRED
Power supply
Electrical

08.0913.40
Surface Power Supply Kit for
Workmates Suspension Down -
Dimmable Dali



REQUIRED
Power supply

08.0923.AP
Recessed Power Supply Kit for
Workmates Suspension Down -
Dimmable Dali



REQUIRED
Power supply

08.0923.14
Recessed Power Supply Kit for
Workmates Suspension Down -
Dimmable Dali



REQUIRED
Power supply

08.0923.40
Recessed Power Supply Kit for
Workmates Suspension Down -
Dimmable Dali



OPTIONAL
Accessory
Installation

06.0436.AP
Interconnection Accessory