

FLOS

05.5832.40.C6 All White

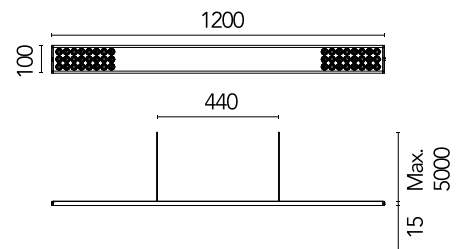
Workmates Suspension Down Full Spectrum Casambi NEW

Designed by FLOS Architectural, 2023



26W - 2775lm - 4000K - CRI> 98 - Beam° 66

Suspension luminaire. Down emission. High-efficiency light source. Driver not included (accessory kit for remote or surface driver). Adjustable suspension height. Mechanical union module available for modular lines for various units. UGR<19. EN12464 - cd/m2 @ 65°<3000 compliant. Casambi, maximum distance between fixtures: 50m.



Are you a professional and your project needs consulting and support?

[BOOK AN APPOINTMENT](#)

Main specifications

Environments	Indoor dry location
Light source type	LED
Light sources included	yes
LED type	Top LED
Number of lamps	1
Power (W)	26
Source flux (lm)	3146
Lumen Output (lm)	2775

Physical

Colour	All White
Cord colour	White
Net weight (kg)	1.86
IP internal	20

Download

Mounting instructions [↓ PDF](#)

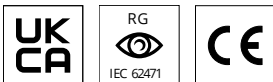
Photometric Files

LDT / IES [↓ ZIP](#)

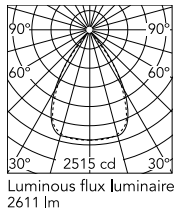
Technical Drawings

2D [↓ ZIP](#)

3D [↓ ZIP](#)



Schematic light drawing



Photometric

Lighting type	Total
Light distribution	Symmetric
CCT (K)	4000
CRI>	98
Rf fidelity index	97
Rg gamut index	101
LED Life / Failure Ratio	L80B50>60.000h_Tc85°C
Beam angle C0-180 (°)	66
Beam angle C90-270 (°)	65
Extreme cut off	Yes
UGR _L	<16

Electrical

Main voltage (Vac)	220-240
LED current (mA)	700
Power supply	Remote
Dimmable	Yes
Power supply type	Dimmable Casambi
Dimming interface	Remote Dimmable (Dimmer Not Included)

Ecodesign and Energy Labelling

This product contains a light source of energy efficiency class **G**



Accessories & Power Supply



REQUIRED
Power supply

Installation

08.0900.AP

Remote Power Supply Kit for
Workmates Suspension Down -
Non dimmable



REQUIRED
Power supply

Installation

08.0900.14

Remote Power Supply Kit for
Workmates Suspension Down -
Non dimmable



REQUIRED
Power supply

Installation

08.0900.40

Remote Power Supply Kit for
Workmates Suspension Down -
Non dimmable



REQUIRED
Power supply

Installation

08.0903.AP

Remote Power Supply Kit for
Workmates Suspension Down -
Dimmable Dali



REQUIRED
Power supply

Installation

08.0903.14

Remote Power Supply Kit for
Workmates Suspension Down -
Dimmable Dali



REQUIRED
Power supply

Installation

08.0903.40

Remote Power Supply Kit for
Workmates Suspension Down -
Dimmable Dali



REQUIRED
Power supply

Electrical

08.0910.AP

Surface Power Supply Kit for
Workmates Suspension Down -
Non Dimmable



REQUIRED
Power supply

Electrical

08.0910.14

Surface Power Supply Kit for
Workmates Suspension Down -
Non Dimmable



REQUIRED
Power supply
Electrical

08.0910.40
Surface Power Supply Kit for
Workmates Suspension Down -
Non Dimmable



REQUIRED
Power supply
Electrical

08.0913.AP
Surface Power Supply Kit for
Workmates Suspension Down -
Dimmable Dali



REQUIRED
Power supply
Electrical

08.0913.14
Surface Power Supply Kit for
Workmates Suspension Down -
Dimmable Dali




REQUIRED
Power supply
Electrical

08.0913.40
Surface Power Supply Kit for
Workmates Suspension Down -
Dimmable Dali



REQUIRED
Power supply

08.0923.AP
Recessed Power Supply Kit for
Workmates Suspension Down -
Dimmable Dali



REQUIRED
Power supply

08.0923.14
Recessed Power Supply Kit for
Workmates Suspension Down -
Dimmable Dali



REQUIRED
Power supply

08.0923.40
Recessed Power Supply Kit for
Workmates Suspension Down -
Dimmable Dali