

# FLOS

05.6221.40 White

## Workmates Surface Large High Efficiency No Dim

NEW

Designed by FLOS Architectural, 2023



Ceiling surface luminaire. High efficiency light source. Integrated driver. UGR<19. EN12464 - cd/m2 @ 65°<3000 compliant.

Are you a professional and your project needs consulting and support?

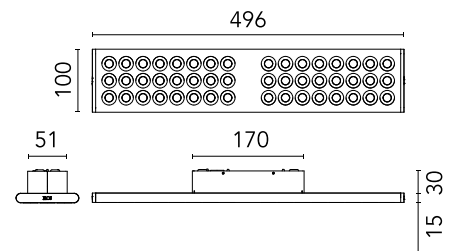
[BOOK AN APPOINTMENT](#)

### Main specifications

Mounting	Ceiling surface
Light source type	LED
Light sources included	Yes
LED type	Top LED
Lamp category	LED
Number of lamps	1
Power (W)	27.6
System power (W)	28
Source flux (lm)	4158
Lumen Output (lm)	3202
Efficacy (lm/W)	115

### Physical

Colour	White
Orientation	Fixed
Net weight (kg)	0.97
IP internal	20



### Download

[Mounting instructions](#) PDF

### Photometric Files

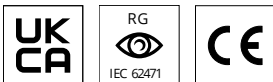
[ULD](#) ULD

[LDT / IES](#) ZIP

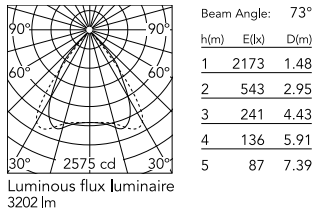
### Technical Drawings

[2D](#) ZIP

[3D](#) ZIP



## Schematic light drawing



## Photometric

Lighting type	Direct
Light distribution	Symmetric
CCT (K)	3500
CRI>	90
McAdam steps (SDCM)	3
Rf fidelity index	89
Rg gamut index	106
LED Life / Failure Ratio	L80B50>60.000h_Tc85°C
Beam angle C0-180 (°)	75
Beam angle C90-270 (°)	75
Extreme cut off	Yes
UGR <sub>L</sub>	<19

## Electrical

Insulation class	I
Frequency (Hz)	50/60
Main voltage (Vac)	220-240
Forward voltage (V)	48
LED current (mA)	700
Power supply	Integrated
Dimmable	No

## Ecodesign and Energy Labelling

This product contains a light source of energy efficiency class **G**



## Notes

High Efficiency LEDs let you choose LEDs with a better "binning" so you can have an even higher lm/W ratio (contact us for special orders).

Before placing your order, please consult the product details also on the catalogue, in its technical data sheet and in the installation and assembly instructions to find all the information that may not be included in this site or that could be relevant to your specific project or installation.