

FLOS

05.6225.14.DA Black

Workmates Surface Large High Efficiency Dali

NEW

Designed by FLOS Architectural, 2023



Ceiling surface luminaire. High efficiency light source. Integrated driver. UGR<19. EN12464 - cd/m2 @ 65°<3000 compliant.

Are you a professional and your project needs consulting and support?

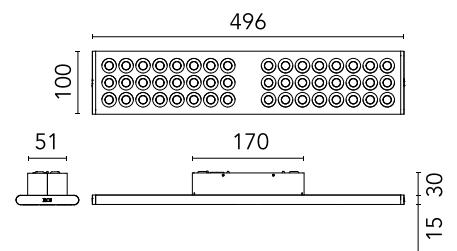
BOOK AN APPOINTMENT

Main specifications

Mounting	Ceiling surface
Environments	Indoor dry location
Light source type	LED
Light sources included	Yes
LED type	Top LED
Lamp category	LED
Number of lamps	1
Power (W)	27.6
System power (W)	28
Source flux (lm)	4138
Lumen Output (lm)	2985
Efficacy (lm/W)	107

Physical

Colour	Black
Orientation	Fixed
Net weight (kg)	0.97
IP internal	20



Download

Mounting instructions [↓ PDF](#)

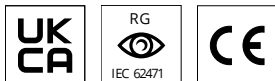
Photometric Files

LDT / IES [↓ ZIP](#)

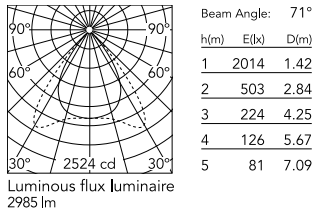
Technical Drawings

2D [↓ ZIP](#)

3D [↓ ZIP](#)



Schematic light drawing



Photometric

Lighting type	Direct
Light distribution	Asymmetric
CCT (K)	3000
CRI>	90
McAdam steps (SDCM)	3
Rf fidelity index	87
Rg gamut index	103
LED Life / Failure Ratio	L80B50>60.000h_Tc85°C
Beam angle C0-180 (°)	82
Beam angle C90-270 (°)	71
Extreme cut off	Yes
UGR _L	<16

Electrical

Insulation class	I
Frequency (Hz)	50/60
Main voltage (Vac)	220-240
Forward voltage (V)	48
LED current (mA)	700
Power supply	Integrated
Dimmable	Yes
Power supply type	Dimmable DALI 2
Dimming range (%)	1-100
Dimming interface	Remote Dimmable (Dimmer Not Included)

Ecodesign and Energy Labelling

This product contains a light source of energy efficiency class **G**



Notes

High Efficiency LEDs let you choose LEDs with a better "binning" so you can have an even higher lm/W ratio (contact us for special orders).

Before placing your order, please consult the product details also on the catalogue, in its technical data sheet and in the installation and assembly instructions to find all the information that may not be included in this site or that could be relevant to your specific project or installation.