

FLOS

05.6295.40.78 All White

Workmates In-Track Small Full Spectrum No Dim

NEW

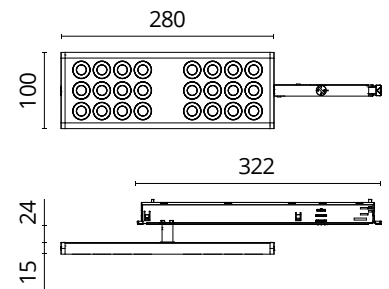
Designed by FLOS Architectural, 2023



Luminaire for use on a three-phase track. High-quality colour rendering Full Spectrum light source. Also available in The Running Magnet version. This can rotate by 360° on the axis of its rear arm to reach any position relative to the track (from parallel to perpendicular). UGR<19. EN12464 - cd/m2 @ 65°<3000 compliant.

Are you a professional and your project needs consulting and support?

BOOK AN APPOINTMENT



Main specifications

| | |
|------------------------|---------------------|
| Mounting | Track |
| Environments | Indoor dry location |
| Light source type | LED |
| Light sources included | Yes |
| LED type | Top LED |
| Lamp category | LED |
| Number of lamps | 1 |
| Power (W) | 14 |
| System power (W) | 15 |
| Source flux (lm) | 1518 |
| Lumen Output (lm) | 1192 |
| Efficacy (lm/W) | 80 |

Physical

| | |
|-----------------|-----------|
| Colour | All White |
| Orientation | Fixed |
| Rotation (°) | 360 |
| Net weight (kg) | 0.63 |
| IP internal | 20 |

Download

Mounting instructions [↓ PDF](#)

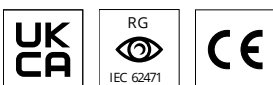
Photometric Files

LDT / IES [↓ ZIP](#)

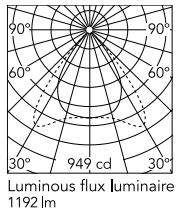
Technical Drawings

2D [↓ ZIP](#)

3D [↓ ZIP](#)



Schematic light drawing



Beam Angle: 72°

| h(m) | E(lx) | D(m) |
|------|-------|------|
| 1 | 759 | 1.45 |
| 2 | 190 | 2.89 |
| 3 | 84 | 4.34 |
| 4 | 47 | 5.78 |
| 5 | 30 | 7.23 |

Photometric

| | |
|--------------------------|-----------------------|
| Lighting type | Direct |
| Light distribution | Asymmetric |
| CCT (K) | 3000 |
| CRI> | 98 |
| McAdam steps (SDCM) | 3 |
| Rf fidelity index | 97 |
| Rg gamut index | 101 |
| LED Life / Failure Ratio | L80B50>60.000h_Tc85°C |
| Beam angle C0-180 (°) | 82 |
| Beam angle C90-270 (°) | 72 |
| Extreme cut off | No |
| UGR _L | <16 |

Electrical

| | |
|--------------------|--------------|
| Insulation class | II |
| Frequency (Hz) | 50/60 |
| Main voltage (Vac) | 220-240 |
| LED current (mA) | 350 |
| Power supply | Integrated |
| Dimmable | No |
| Power supply type | Non Dimmable |

Ecodesign and Energy Labelling

This product contains a light source of energy efficiency class **G**



Notes

Before placing your order, please consult the product details also on the catalogue, in its technical data sheet and in the installation and assembly instructions to find all the information that may not be included in this site or that could be relevant to your specific project or installation.