

# FLOS

05.6510.40.CB White

## Workmates Floor Single High Efficiency Casambi

Designed by FLOS Architectural, 2023

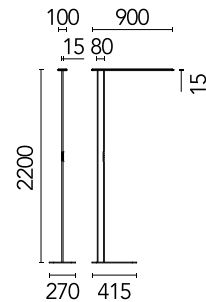
65.4W - 8457lm - 3000K - CRI> 90 - Beam° 134



Freestanding luminaire. Simple Up&Down emission, with greater light flux amounts in the upper part. High-efficiency, perfectly homogeneous asymmetric Down light source on the functional plane at distances of Up to 2 meters. High-efficiency Up light source. Smart version with integrated presence detection and brightness sensors. Driver and wall plug, included. Casambi wireless control and integrated manual Touch Dimming capacitive keypad. UGR<19. EN12464 - cd/m2 @ 65°<3000 compliant. The base is not included and must be ordered separately.

Are you a professional and your project needs consulting and support?

[BOOK AN APPOINTMENT](#)



### Main specifications

Mounting	Floor
Environments	Indoor dry location
Light source type	LED
LED type	Top LED
Number of lamps	1
Power (W)	65.4
System power (W)	65.4
Source flux (lm)	11359
Lumen Output (lm)	8457

### Physical

Colour	White
Field cuttable	No
Orientation	Fixed
Cord colour	White
Cord length (mm)	2000
Net weight (kg)	4.98
IP internal	20

### Download

[Mounting instructions](#) PDF


### Photometric Files

[LDT / IES](#) ZIP

### Technical Drawings

[2D](#) ZIP

[3D](#) ZIP

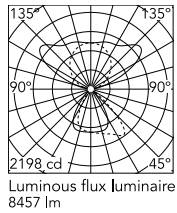


### Ecodesign and Energy Labelling

Replaceable (LED only) light source by a professional

Replaceable control gear by an end-user

## Schematic light drawing



Beam Angle: - 78°

h(m)	E(lx)	D(m)
1	1558	4.75
2	390	9.50
3	173	14.26
4	97	19.01
5	62	23.76

### Photometric

Lighting type	Total
Light distribution	Symmetric
CCT (K)	3000
CRI>	90
McAdam steps (SDCM)	3
Rf fidelity index	89
Rg gamut index	103
LED Life / Failure Ratio	L80B50>60.000h_Tc85°C
Beam angle C0-180 (°)	134
Beam angle C90-270 (°)	78
Extreme cut off	Yes
UGR <sub>L</sub>	<16

### Electrical

Insulation class	III
Power supply	Remote included
Dimmable	Yes
Power supply type	Dimmable Casambi
Dimming interface	Dimmer Integrated
Plug type	Twist and Lock
Batteries inside	No

## Accessories & Power Supply



### REQUIRED

08.1040.40

Workmates Floor Single