

FLOS

05.6500.40.CB White

Workmates Floor Single High Efficiency Casambi

Designed by FLOS Architectural, 2023

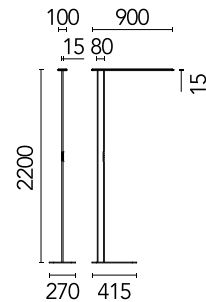
65.4W - 8457lm - 3000K - CRI> 90 - Beam° 134



Freestanding luminaire. Simple Up&Down emission, with greater light flux amounts in the upper part. High-efficiency, perfectly homogeneous asymmetric Down light source on the functional plane at distances of Up to 2 meters. High-efficiency Up light source. Driver and wall plug, included. Casambi wireless control and integrated manual Touch Dimming capacitive keypad. UGR<19. EN12464 - cd/m2 @ 65°<3000 compliant. The base is not included and must be ordered separately.

Are you a professional and your project needs consulting and support?

[BOOK AN APPOINTMENT](#)



Main specifications

| | |
|-------------------|---------------------|
| Mounting | Floor |
| Environments | Indoor dry location |
| Light source type | LED |
| LED type | Top LED |
| Number of lamps | 1 |
| Power (W) | 65.4 |
| System power (W) | 65.4 |
| Source flux (lm) | 11359 |
| Lumen Output (lm) | 8457 |

Physical

| | |
|------------------|-------|
| Colour | White |
| Field cuttable | No |
| Orientation | Fixed |
| Cord colour | White |
| Cord length (mm) | 2000 |
| Net weight (kg) | 4.98 |
| IP internal | 20 |

Download

Mounting instructions [↓ PDF](#)

Photometric Files

LDT / IES [↓ ZIP](#)

Technical Drawings


2D [↓ ZIP](#)

3D [↓ ZIP](#)

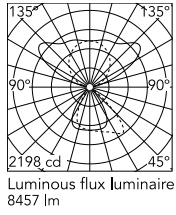


Ecodesign and Energy Labelling

 Replaceable (LED only) light source by a professional

 Replaceable control gear by an end-user

Schematic light drawing



Beam Angle: - 78°

| h(m) | E(lx) | D(m) |
|------|-------|-------|
| 1 | 1558 | 4.75 |
| 2 | 390 | 9.50 |
| 3 | 173 | 14.26 |
| 4 | 97 | 19.01 |
| 5 | 62 | 23.76 |

Luminous flux Luminaire
8457 lm

Photometric

| | |
|--------------------------|-----------------------|
| Lighting type | Total |
| Light distribution | Symmetric |
| CCT (K) | 3000 |
| CRI> | 90 |
| McAdam steps (SDCM) | 3 |
| Rf fidelity index | 89 |
| Rg gamut index | 103 |
| LED Life / Failure Ratio | L80B50>60.000h_Tc85°C |
| Beam angle C0-180 (°) | 134 |
| Beam angle C90-270 (°) | 78 |
| Extreme cut off | Yes |
| UGR _L | <16 |

Electrical

| | |
|-------------------|-------------------|
| Insulation class | III |
| Power supply | Remote included |
| Dimmable | Yes |
| Power supply type | Dimmable Casambi |
| Dimming interface | Dimmer Integrated |
| Plug type | Twist and Lock |
| Batteries inside | No |

Accessories & Power Supply



REQUIRED

08.1040.40

Workmates Floor Single