

FLOS

05.6527.40.C6 All White

Workmates Floor Single Down Full Spectrum - Up High Efficiency Tunable White Casambi

Designed by FLOS Architectural, 2023

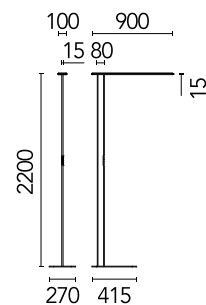


57.7W - 6862lm - 4000K - CRI> 98 - Beam° 72

Freestanding luminaire. Simple Up&Down emission, with greater light flux amounts in the upper part. High-efficiency, perfectly homogeneous asymmetric Down light source on the functional plane at distances of Up to 2 meters. Tunable White variable CCT Up light source. Driver and wall plug, included. Casambi wireless control and integrated manual Touch Dimming capacitive keypad. UGR<19. EN12464 - cd/m² @ 65°<3000 compliant. The base is not included and must be ordered separately.

Are you a professional and your project needs consulting and support?

[BOOK AN APPOINTMENT](#)



Main specifications

Mounting	Floor
Environments	Indoor dry location
Light source type	LED
LED type	Top LED
Number of lamps	1
Power (W)	57.7
System power (W)	57.7
Source flux (lm)	8355
Lumen Output (lm)	6862

Physical

Colour	All White
Field cuttable	No
Orientation	Fixed
Cord colour	White
Cord length (mm)	2000
Net weight (kg)	4.98
IP internal	20

Download

[Mounting instructions](#)  PDF

Photometric Files

[LDT / IES](#)  ZIP

Technical Drawings


[2D](#)  ZIP

[3D](#)  ZIP

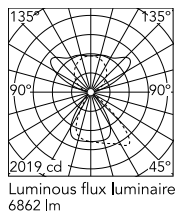


Ecodesign and Energy Labelling

 Replaceable (LED only) light source by a professional

 Replaceable control gear by an end-user

Schematic light drawing



Beam Angle: - 76°

h(m)	E(lx)	D(m)
1	1550	1.45
2	388	2.91
3	172	4.36
4	97	5.81
5	62	7.26

Photometric

Lighting type	Total
Light distribution	Symmetric
CCT (K)	4000
CRI>	98
McAdam steps (SDCM)	3
Rf fidelity index	97
Rg gamut index	101
LED Life / Failure Ratio	L80B50>60.000h_Tc85°C
Beam angle C0-180 (°)	72
Beam angle C90-270 (°)	76
Extreme cut off	Yes
UGR _L	<16

Electrical

Insulation class	III
Power supply	Remote included
Dimmable	Yes
Power supply type	Dimmable Casambi
Dimming interface	Dimmer Integrated
Plug type	Twist and Lock
Batteries inside	No

Accessories & Power Supply



REQUIRED

08.1040.40

Workmates Floor Single