

# FLOS

05.6526.40.C6 All White

## Workmates Floor Single Down Full Spectrum - Up High Efficiency Tunable White Casambi

Designed by FLOS Architectural, 2023

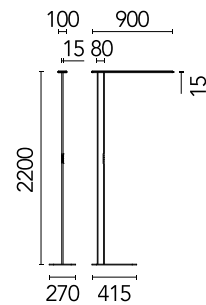


57.7W - 6579lm - 3500K - CRI> 98 - Beam° 72

Freestanding luminaire. Simple Up&Down emission, with greater light flux amounts in the upper part. High-efficiency, perfectly homogeneous asymmetric Down light source on the functional plane at distances of Up to 2 meters. Tunable White variable CCT Up light source. Driver and wall plug, included. Casambi wireless control and integrated manual Touch Dimming capacitive keypad. UGR<19. EN12464 - cd/m<sup>2</sup> @ 65°<3000 compliant. The base is not included and must be ordered separately.

Are you a professional and your project needs consulting and support?

[BOOK AN APPOINTMENT](#)



### Main specifications

Mounting	Floor
Environments	Indoor dry location
Light source type	LED
LED type	Top LED
Number of lamps	1
Power (W)	57.7
System power (W)	57.7
Source flux (lm)	8008
Lumen Output (lm)	6579

### Physical

Colour	All White
Field cuttable	No
Orientation	Fixed
Cord colour	White
Cord length (mm)	2000
Net weight (kg)	4.98
IP internal	20

### Download

Mounting instructions [↓ PDF](#)


### Photometric Files

LDT / IES [↓ ZIP](#)

### Technical Drawings

2D [↓ ZIP](#)

3D [↓ ZIP](#)

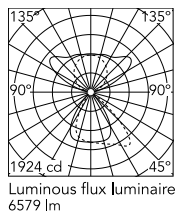


### Ecodesign and Energy Labelling

 Replaceable (LED only) light source by a professional

 Replaceable control gear by an end-user

## Schematic light drawing



Beam Angle: - 76°

h(m)	E(lx)	D(m)
1	1477	1.45
2	369	2.91
3	164	4.36
4	92	5.81
5	59	7.26

### Photometric

Lighting type	Total
Light distribution	Symmetric
CCT (K)	3500
CRI>	98
McAdam steps (SDCM)	3
Rf fidelity index	97
Rg gamut index	102
LED Life / Failure Ratio	L80B50>60.000h_Tc85°C
Beam angle C0-180 (°)	72
Beam angle C90-270 (°)	76
Extreme cut off	Yes
UGR <sub>L</sub>	<16

### Electrical

Insulation class	III
Power supply	Remote included
Dimmable	Yes
Power supply type	Dimmable Casambi
Dimming interface	Dimmer Integrated
Plug type	Twist and Lock
Batteries inside	No

## Accessories & Power Supply



### REQUIRED

08.1040.40

Workmates Floor Single