

FLOS

05.6700.40 White

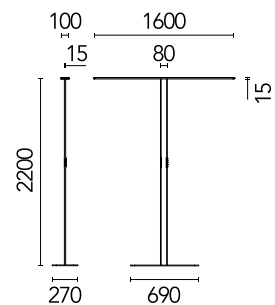
Workmates Floor Double High Efficiency Touch Dimming

Designed by FLOS Architectural, 2023



112W - 18688lm - 3000K - CRI> 90 - Beam° 134

Freestanding luminaire. Double Up&Down emission, with greater light flux amounts in the upper part. High-efficiency, perfectly homogeneous asymmetric Down light source on the functional plane at distances of Up to 2 meters. High-efficiency Up light source. Casambi wireless control and integrated manual Touch Dimming capacitive keypad. UGR<19. EN12464 - cd/m2 @ 65°<3000 compliant. The base and power supply are not included and must be ordered separately.



Are you a professional and your project needs consulting and support?

[BOOK AN APPOINTMENT](#)

Main specifications

Mounting	Floor
Environments	Indoor dry location
Light source type	LED
LED type	Top LED
Number of lamps	1
Power (W)	112
System power (W)	121
Source flux (lm)	22718
Lumen Output (lm)	18688

Physical

Colour	White
Field cuttable	No
Orientation	Fixed
Cord colour	White
Cord length (mm)	2000
Net weight (kg)	6.69
IP internal	20

Download

Mounting instructions [↓ PDF](#)


Photometric Files

LDT / IES [↓ ZIP](#)

Technical Drawings

2D [↓ ZIP](#)

3D [↓ ZIP](#)

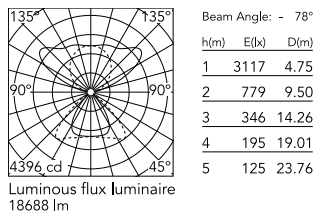


Ecodesign and Energy Labelling

 Replaceable (LED only) light source by a professional

 Replaceable control gear by an end-user

Schematic light drawing



Photometric

Lighting type	Total
Light distribution	Symmetric
CCT (K)	3000
CRI>	90
Rf fidelity index	89
Rg gamut index	103
LED Life / Failure Ratio	L80B50>60.000h_Tc85°C
Beam angle C0-180 (°)	134
Beam angle C90-270 (°)	78
Extreme cut off	Yes
UGR _L	<16

Electrical

Insulation class	III
Power supply	Remote excluded
Dimmable	Yes
Power supply type	Dimmer on board
Dimming interface	Dimmer Integrated
Plug type	Twist and Lock
Batteries inside	No

Accessories & Power Supply



REQUIRED
Power supply
06.0500.40
Power Supply Kit



REQUIRED
08.1060.40
Workmates Floor Double



REQUIRED
08.1061.40
Workmates Floor Double