


# FLOS

05.6711.14.CB Black

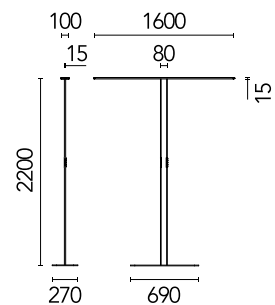
## Workmates Floor Double High Efficiency Smart Casambi

Designed by FLOS Architectural, 2023



112W - 18875lm - 3500K - CRI> 90 - Beam° 134

Freestanding luminaire. Double Up&Down emission, with greater light flux amounts in the upper part. High-efficiency, perfectly homogeneous asymmetric Down light source on the functional plane at distances of Up to 2 meters. High-efficiency Up light source. Smart version with integrated presence detection and brightness sensors. Casambi wireless control and integrated manual Touch Dimming capacitive keypad. UGR<19. EN12464 - cd/m2 @ 65°<3000 compliant. The base and power supply are not included and must be ordered separately.



Are you a professional and your project needs consulting and support?

[BOOK AN APPOINTMENT](#)

### Main specifications

Mounting	Floor
Environments	Indoor dry location
Light source type	LED
LED type	Top LED
Number of lamps	1
Power (W)	112
System power (W)	121
Source flux (lm)	22948
Lumen Output (lm)	18875

### Physical

Colour	Black
Field cuttable	No
Orientation	Fixed
Cord colour	Black
Cord length (mm)	2000
Net weight (kg)	6.69
IP internal	20

### Download

[Mounting instructions](#)  PDF

### Photometric Files

[LDT / IES](#)  ZIP

### Technical Drawings

[2D](#)  ZIP

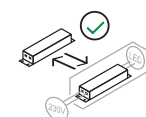
[3D](#)  ZIP



### Ecodesign and Energy Labelling

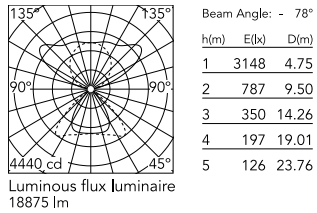


Replaceable (LED only) light source by a professional



Replaceable control gear by an end-user

## Schematic light drawing



### Photometric

Lighting type	Total
Light distribution	Symmetric
CCT (K)	3500
CRI>	90
Rf fidelity index	89
Rg gamut index	103
LED Life / Failure Ratio	L80B50>60.000h_Tc85°C
Beam angle C0-180 (°)	134
Beam angle C90-270 (°)	78
Extreme cut off	Yes
UGR <sub>L</sub>	<16

### Electrical

Insulation class	III
Power supply	Remote excluded
Dimmable	Yes
Power supply type	Dimmable Casambi
Dimming interface	Dimmer Integrated
Plug type	Twist and Lock
Batteries inside	No

## Accessories & Power Supply



REQUIRED  
Power supply  
06.0500.14  
Power Supply Kit



REQUIRED  
08.1060.14  
Workmates Floor Double



REQUIRED  
08.1061.14  
Workmates Floor Double