

# FLOS

05.6710.40.C6 All White

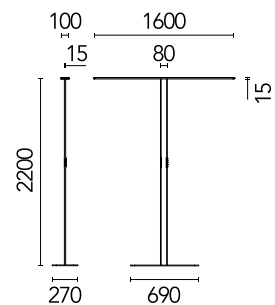
## Workmates Floor Double High Efficiency Smart Casambi

Designed by FLOS Architectural, 2023



112W - 18893lm - 3000K - CRI> 90 - Beam° 134

Freestanding luminaire. Double Up&Down emission, with greater light flux amounts in the upper part. High-efficiency, perfectly homogeneous asymmetric Down light source on the functional plane at distances of Up to 2 meters. High-efficiency Up light source. Smart version with integrated presence detection and brightness sensors. Casambi wireless control and integrated manual Touch Dimming capacitive keypad. UGR<19. EN12464 - cd/m2 @ 65°<3000 compliant. The base and power supply are not included and must be ordered separately.



Are you a professional and your project needs consulting and support?

[BOOK AN APPOINTMENT](#)

### Main specifications

Mounting	Floor
Environments	Indoor dry location
Light source type	LED
LED type	Top LED
Number of lamps	1
Power (W)	112
System power (W)	121
Source flux (lm)	22718
Lumen Output (lm)	18893

### Physical

Colour	All White
Field cuttable	No
Orientation	Fixed
Cord colour	White
Cord length (mm)	2000
Net weight (kg)	6.69
IP internal	20

### Download

[Mounting instructions](#) PDF

### Photometric Files

[LDT / IES](#) ZIP


### Technical Drawings

[2D](#) ZIP

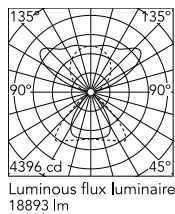
[3D](#) ZIP



### Ecodesign and Energy Labelling



## Schematic light drawing



Beam Angle: - 78°

h(m)	E(lx)	D(m)
1	3117	4.75
2	779	9.50
3	346	14.26
4	195	19.01
5	125	23.76

### Photometric

Lighting type	Total
Light distribution	Symmetric
CCT (K)	3000
CRI>	90
Rf fidelity index	89
Rg gamut index	103
LED Life / Failure Ratio	L80B50>60.000h_Tc85°C
Beam angle C0-180 (°)	134
Beam angle C90-270 (°)	78
Extreme cut off	Yes
UGR <sub>L</sub>	<16

### Electrical

Insulation class	III
Power supply	Remote excluded
Dimmable	Yes
Power supply type	Dimmable Casambi
Dimming interface	Dimmer Integrated
Plug type	Twist and Lock
Batteries inside	No

## Accessories & Power Supply



REQUIRED  
Power supply  
06.0500.40  
Power Supply Kit



REQUIRED  
08.1060.40  
Workmates Floor Double



REQUIRED  
08.1061.40  
Workmates Floor Double