


FLOS

05.6725.14 Black

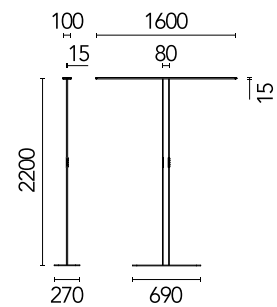
Workmates Floor Double Down Full Spectrum - Up High Efficiency Tunable White Touch Dimming

Designed by FLOS Architectural, 2023



96W - 13030lm - 3000K - CRI> 98 - Beam° 134

Freestanding luminaire. Double Up&Down emission, with greater light flux amounts in the upper part. High-quality colour rendering, perfectly homogeneous Full Spectrum asymmetric Down light source on the functional plane at distances of Up to 2 meters. Tunable White variable CCT Up light source. Casambi wireless control and integrated manual Touch Dimming capacitive keypad. UGR<19. EN12464 - cd/m² @ 65°<3000 compliant. The base and power supply are not included and must be ordered separately.



Are you a professional and your project needs consulting and support?

[BOOK AN APPOINTMENT](#)

Main specifications

Mounting	Floor
Environments	Indoor dry location
Light source type	LED
LED type	Top LED
Number of lamps	1
Power (W)	96
System power (W)	104
Source flux (lm)	15858
Lumen Output (lm)	13030

Physical

Colour	Black
Field cuttable	No
Orientation	Fixed
Cord colour	Black
Cord length (mm)	2000
Net weight (kg)	6.69
IP internal	20

Download

Mounting instructions [↓ PDF](#)

Photometric Files

LDT / IES [↓ ZIP](#)


Technical Drawings

2D [↓ ZIP](#)

3D [↓ ZIP](#)



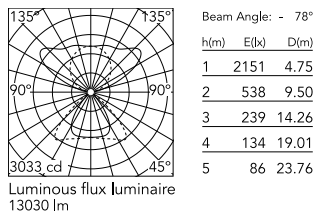
Ecodesign and Energy Labelling



<https://professional.flos.com/en/global/product/workmates-floor-double-down-full-spectrum-up-high-efficiency-tunable-white-touch-dimming-05.6725.14/>

05.6725.14

Schematic light drawing



Photometric

Lighting type	Total
Light distribution	Symmetric
CCT (K)	3000
CRI>	98
Rf fidelity index	97
Rg gamut index	101
LED Life / Failure Ratio	L80B50>60.000h_Tc85°C
Beam angle C0-180 (°)	134
Beam angle C90-270 (°)	78
Extreme cut off	Yes
UGR _L	<16

Electrical

Insulation class	III
Power supply	Remote excluded
Dimmable	Yes
Power supply type	Dimmer on board
Dimming interface	Dimmer Integrated
Plug type	Twist and Lock
Batteries inside	No

Accessories & Power Supply



REQUIRED
Power supply
06.0500.14
Power Supply Kit



REQUIRED
08.1060.14
Workmates Floor Double



REQUIRED
08.1061.14
Workmates Floor Double