


# FLOS

05.6725.14.CB Black

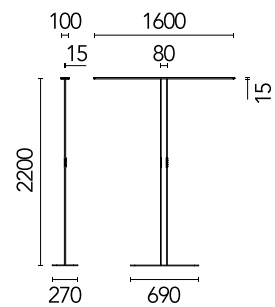
## Workmates Floor Double Down Full Spectrum - Up High Efficiency Tunable White Casambi

Designed by FLOS Architectural, 2023



96W - 13030lm - 3000K - CRI> 98 - Beam° 134

Freestanding luminaire. Double Up&Down emission, with greater light flux amounts in the upper part. High-quality colour rendering, perfectly homogeneous Full Spectrum asymmetric Down light source on the functional plane at distances of Up to 2 meters. Tunable White variable CCT Up light source. Casambi wireless control and integrated manual Touch Dimming capacitive keypad. UGR<19. EN12464 - cd/m2 @ 65°<3000 compliant. The base and power supply are not included and must be ordered separately.



Are you a professional and your project needs consulting and support?

[BOOK AN APPOINTMENT](#)

### Main specifications

Mounting	Floor
Environments	Indoor dry location
Light source type	LED
LED type	Top LED
Number of lamps	1
Power (W)	96
System power (W)	104
Source flux (lm)	15858
Lumen Output (lm)	13030

### Physical

Colour	Black
Field cuttable	No
Orientation	Fixed
Cord colour	Black
Cord length (mm)	2000
Net weight (kg)	6.69
IP internal	20

### Download

[Mounting instructions](#) PDF

### Photometric Files

[LDT / IES](#) ZIP

### Technical Drawings

[2D](#) ZIP

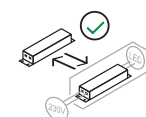
[3D](#) ZIP



### Ecodesign and Energy Labelling



Replaceable (LED only) light source by a professional

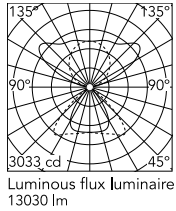


Replaceable control gear by an end-user

<https://professional.flos.com/en/global/product/workmates-floor-double-down-full-spectrum-up-high-efficiency-tunable-white-casambi-05.6725.14.cb/>

05.6725.14.CB

## Schematic light drawing



Beam Angle: - 78°

h(m)	E(lx)	D(m)
1	2151	4.75
2	538	9.50
3	239	14.26
4	134	19.01
5	86	23.76

Luminous flux Luminaire  
13030 lm

## Photometric

Lighting type	Total
Light distribution	Symmetric
CCT (K)	3000
CRI>	98
Rf fidelity index	97
Rg gamut index	101
LED Life / Failure Ratio	L80B50>60.000h_Tc85°C
Beam angle C0-180 (°)	134
Beam angle C90-270 (°)	78
Extreme cut off	Yes
UGR <sub>L</sub>	<16

## Electrical

Insulation class	III
Power supply	Remote excluded
Dimmable	Yes
Power supply type	Dimmable Casambi
Dimming interface	Dimmer Integrated
Plug type	Twist and Lock
Batteries inside	No

## Accessories & Power Supply



REQUIRED  
Power supply  
06.0500.14  
Power Supply Kit



REQUIRED  
08.1060.14  
Workmates Floor Double



REQUIRED  
08.1061.14  
Workmates Floor Double