

# FLOS

09.4956.30CDA White

## UT Spot Track Wall-Washer Ø 86 Dali Version

UPGRADE

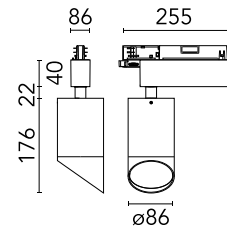
Designed by FLOS Architectural, 2017



Spotlight to be installed on 3-phase track. with LED light source. 220-240V, 50-60Hz power supply integrated.

Are you a professional and your project needs consulting and support?

BOOK AN APPOINTMENT



### Main specifications

Mounting	Track
Environments	Indoor dry location
Light source type	LED
Light sources included	Yes
LED type	LED array
Lamp category	LED
Number of lamps	1
Power (W)	27.8
System power (W)	32.1
Source flux (lm)	3506
Lumen Output (lm)	2204

### Physical

Colour	White
Trim	No
Orientation	Adjustable
Rotation (°)	360
Longitudinal tilting (°)	90
Spot diameter (mm)	86
Net weight (kg)	1.18
IP internal	20

### Download

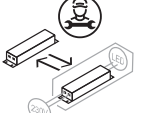
Mounting instructions [↓ PDF](#)

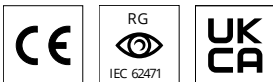
### Photometric Files

LDT / IES [↓ ZIP](#)

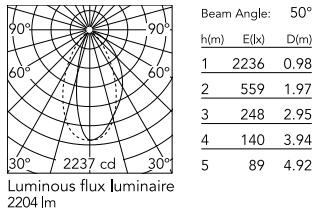
### Ecodesign and Energy Labelling

 Replaceable (LED only) light source by a professional

 Replaceable control gear by a professional



## Schematic light drawing



### Photometric

Light distribution	Symmetric
CCT (K)	4000
CRI>	90
Beam angle C0-180 (°)	50
Beam angle C90-270 (°)	50
Extreme cut off	No

### Electrical

Insulation class	II
Frequency (Hz)	50/60
Main voltage (Vac)	220-240
Power supply	Integrated
Dimmable	Yes
Power supply type	Dimmable DALI 1
Dimming interface	Remote Dimmable (Dimmer Not Included)

### Notes

FLOS three-phase lighting track luminaires are designed and fully tested for tracks recommended by FLOS. Compatibility is guaranteed with three-phase track produced by Nordic Aluminium. Compatibility with Eutrac under request. FLOS three-phase DALI track luminaires are designed for Pulse DALI from Nordic Aluminium.