FLOS

09.7707.30A White

UT Spot Track Ø 57 GA

Designed by FLOS Architectural, UT S

Spotlight to be installed on 3-phase track with LED light source. 220-240V, 50-60Hz power supply integrated. .30 versions come with the track adapter, the arm and the rear of the head in black.

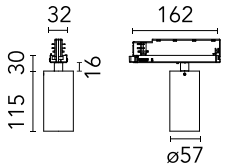

Are you a professional and your project needs consulting and support?

BOOK AN APPOINTMENT

Main specifications

Mounting	Track
Environments	Indoor dry location
Light Source Type	LED
LED type	LED array
Lamp category	LED
Number of heads	1
Power (W)	23.5
System power (W)	23.2
Source flux (lm)	1985
System flux (lm)	941

Physical

Colour	White
Trim	No
Orientation	Adjustable
Rotation (°)	360
Longitudinal tilting (°)	90
Spot diameter (mm)	57
Net weight (kg)	0.57
IP internal	20
IP external	20

Download

Mounting instructions PDF

Photometric Files

LDT / IES ZIP

Technical Drawings

2D ZIP

3D ZIP

Bim ZIP

RG 1 IEC 62471

GWT 850°

IP 20

©2022 Flos - P.IVA 00290820174 - 10/5/2024

In our constantly evolving world and business, technical upgrades happen every day. This means all product specifications and data are subject to change without warning in order t improve reliability, function, performance or otherwise. We make every effort to ensure the accuracy of our product images, however due to different lighting and screens used for viewing, the colours may vary. Images are indicative of the quality and style of the product but may not represent the precise details of the product you receive. This is because we are constantly working to make improvements. For aesthetic reasons, cables and/or electrical elements are often not shown. Refer to technical data sheets for all technical data. Images and colours are not part of any contract or warranty in any way.

Schematic light drawing

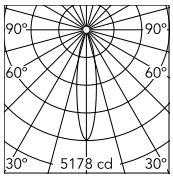

Luminous flux luminaire
941 lm

Beam Angle: 21°

h(m)	E(lx)	D(m)
1	5178	0.37
2	1294	0.73
3	575	1.10
4	324	1.47
5	207	1.83

Ecodesign and Energy Labelling

This product contains a light source of energy efficiency class F

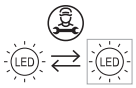

Replaceable (LED only) light source by a professional

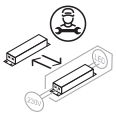

Replaceable control gear by a professional

Photometric

Lighting type	Direct
Light distribution	Symmetric
CCT (K)	3000
CRI>	90
Beam angle C0-180 (°)	21
Beam angle C90-270 (°)	21
UGR_L	<10

Electrical

Insulation class	II
Frequency (Hz)	50/60
Main voltage (Vac)	220-240
Alternating current voltage (Vac)	230
LED current (mA)	550
Power Supply	Integrated
Dimmable	No
Power Supply Type	Non Dimmable
Dimming interface	Not Dimmable
Emergency type	No

Notes

Screening crosspiece, lenses and Honeycomb directly installable on the head of the luminaire without needing any fastening accessory. FLOS three-phase lighting track luminaires are designed and fully tested for tracks recommended by FLOS. Compatibility is guaranteed with three-phase track produced by Nordic Aluminium. Compatibility with Eutrac under request.

©2022 Flos - P.IVA 00290820174 - 10/5/2024

In our constantly evolving world and business, technical upgrades happen every day. This means all product specifications and data are subject to change without warning in order t improve reliability, function, performance or otherwise. We make every effort to ensure the accuracy of our product images, however due to different lighting and screens used for viewing, the colours may vary. Images are indicative of the quality and style of the product but may not represent the precise details of the product you receive. This is because we are constantly working to make improvements. For aesthetic reasons, cables and/or electrical elements are often not shown. Refer to technical data sheets for all technical data. Images and colours are not part of any contract or warranty in any way.

Accessories & Power Supply

OPTIONAL
Accessory

Optical

08.0526.00

Snoot shielding cone

OPTIONAL
Accessory

Optical

08.8428.00

Honeycomb



OPTIONAL
Accessory

Optical

08.8429.00

Screening crosspiece

OPTIONAL
Accessory

Optical

08.8431.00

Elliptical lens

OPTIONAL
Accessory

Optical

08.8432.00

Flood lens

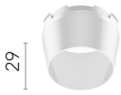

OPTIONAL
Accessory

Optical

08.0526.40

Snoot shielding cone

OPTIONAL
Accessory

Optical

08.0526.BW

Snoot shielding cone

©2022 Flos - P.IVA 00290820174 - 10/5/2024

In our constantly evolving world and business, technical upgrades happen every day. This means all product specifications and data are subject to change without warning in order t improve reliability, function, performance or otherwise. We make every effort to ensure the accuracy of our product images, however due to different lighting and screens used for viewing, the colours may vary. Images are indicative of the quality and style of the product but may not represent the precise details of the product you receive. This is because we are constantly working to make improvements. For aesthetic reasons, cables and/or electrical elements are often not shown. Refer to technical data sheets for all technical data. Images and colours are not part of any contract or warranty in any way.