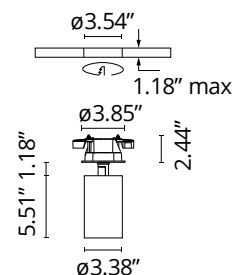


UT Spot Ceiling Ø 86

Designed by FLOS Architectural, 2017



The UT Spot is a family of high output indoor lights suitable for any application, from museum exhibitions to commercial premises and offices or residential environments. Remodel type IC rated employing remote drivers, for indoor use to be mounted on ceilings & displays, available in LED sources with choice of lumens, color temperature or beam in ELV& FF or 1-10V dimming versions. The UT Spot Downlight version can operate as downlight (up position) or as adjustable spotlight (down position). The optical housing of the product is in high-pressure injected aluminum, with white or black finishes.



Are you a professional and your project needs consulting and support?

[BOOK AN APPOINTMENT](#)

Main specifications

Mounting	Ceiling surface, Wall surface
Environments	Indoor dry location
Light Source Type	LED
LED type	LED array
Lamp category	LED
Number of lamps	1
Power (W)	33
Source flux (lm)	3225
System flux (lm)	1991

Physical

Color	White
Trim	Yes
Rotation (°)	360
Longitudinal tilting (°)	90
Spot diameter (in)	3.3899999999999997
Net weight (lb)	2.61
Package volume (in)	428
IP internal	20

Download

Family spec sheet	ZIP
Mounting instructions	PDF

Photometric Files

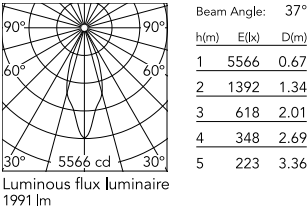
LDT / IES	ZIP
-----------	---------------------

Technical Drawings

2D	ZIP
3D	ZIP



Schematic light drawing



Photometric

Lighting type	Direct
Light distribution	Symmetric
CCT (K)	3000
CRI>	90
Beam angle C0-180 (°)	37
Beam angle C90-270 (°)	37
UGR _L	<10

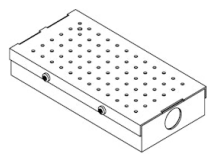
Electrical

Insulation class	III
Forward voltage (V)	37.1
LED current (mA)	750
Driver	Remote excluded

Notes

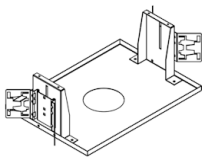
Integral LED is not field replaceable. IC-rated downlight for direct insulation contact. Fixture is constant Current Low Volatge LED, Class 2. Just 1 accessory can be install at the time. For filter options contact Flos. Semi recessed Spotlight, Wiring suitable for plenum spaces. 3500K available, but not cataloged. Consult factory for additional color temperatures.

Accessories & Power Supply




REQUIRED
Power supply

SP40W750MA-10V-A02
Splice Box 7"x3-5/8"x1-1/4"
750mA , 40W, 0-10V Dimmable,
120/277V



REQUIRED
Housing and Hanger Bar

TRAY-0019
Registration Tray - non electrical,
place holder for non IC new
construction, Ø4.75"



OPTIONAL
Accessory

Optical
08.8163.68
Elliptical lens



OPTIONAL
Accessory

Optical
08.8175.68
Flood lens



OPTIONAL
Accessory

Optical
08.8410.00
Holding ring



OPTIONAL
Accessory

Optical
08.8411.00
Screening crosspiece



OPTIONAL
Accessory

Optical
08.8495.14
Honeycomb