

# FLOS

09.4271.30A White

## UT Spot Ceiling Ø 86

Designed by FLOS Architectural, 2015

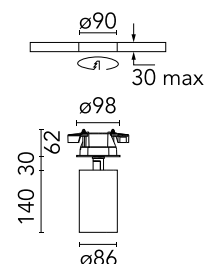


LED - Phosphor LED - 29.3W - 2260lm - 4000K - CRI> 80 - Beam° 23

Spotlight to be installed on ceiling with LED light source. 220-240V, 50-60Hz remote power supply included.

Are you a professional and your project needs consulting and support?

[BOOK AN APPOINTMENT](#)



### Main specifications

Mounting	Ceiling surface
Environments	Indoor dry location
Light Source Type	LED
LED type	Phosphor LED
Lamp category	LED
Iicos	No
Bulb finish	Clear
Number of heads	1
Power (W)	29.3
System power (W)	30
Source flux (lm)	3162
System flux (lm)	2260

### Physical

Colour	White
Trim	No
Orientation	Adjustable
Rotation (°)	360
Longitudinal tilting (°)	90
Recessed depth (mm)	62
Spot diameter (mm)	86
Net weight (kg)	1.36
IP internal	20
IP external	20

### Download

[Mounting instructions](#) ZIP

### Photometric Files

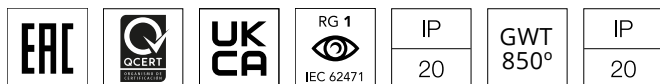
[LDT / IES](#) ZIP

### Technical Drawings

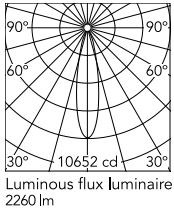
[2D](#) ZIP

[3D](#) ZIP

[Bim](#) ZIP



## Schematic light drawing



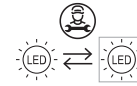
## Photometric

Lighting type	Direct
Light distribution	Symmetric
CCT (K)	4000
CRI>	80
Beam angle C0-180 (°)	23
Beam angle C90-270 (°)	23

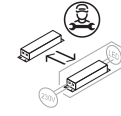
## Electrical

Insulation class	II
Frequency (Hz)	50/60
Main voltage (Vac)	220-240V
Alternating current voltage (Vac)	230
LED current (mA)	1000
Driver	Remote included
Dimmable	No
Dimming type	Non Dimmable
Dimming interface	Not Dimmable
Emergency type	No

## Ecodesign and Energy Labelling



Replaceable (LED only) light source by a professional



Replaceable control gear by a professional

## Accessories & Power Supply



OPTIONAL  
Accessory

Optical

08.8411.00

Screening crosspiece