

# FLOS

09.4513.30CDA White

## UT Downlight Trim Ø 57 Dali Version

UPGRADE

Designed by FLOS Architectural, 2017



Recessed luminaire with LED light source. 220-240V, 50-60Hz remote power supply included.

Are you a professional and your project needs consulting and support?

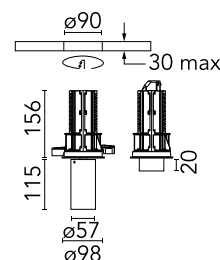
BOOK AN APPOINTMENT

### Main specifications

Mounting	Ceiling recessed
Environments	Indoor dry location
Light source type	LED
Light sources included	Yes
LED type	LED array
Lamp category	LED
Number of lamps	1
Power (W)	11.7
System power (W)	14.7
Source flux (lm)	1655.07
Lumen Output (lm)	1067

### Physical

Colour	White
Trim	No
Orientation	Adjustable
Rotation (°)	360
Longitudinal tilting (°)	90
Net weight (kg)	0.73
IP internal	20



### Download

Mounting instructions [↓ PDF](#)


### Photometric Files

LDT / IES [↓ ZIP](#)

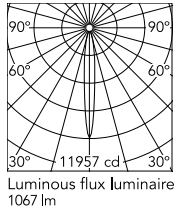
### Technical Drawings

2D [↓ ZIP](#)

3D [↓ ZIP](#)



## Schematic light drawing



h(m)	E(lx)	D(m)
1	11957	0.19
2	2989	0.39
3	1329	0.58
4	747	0.77
5	478	0.97

### Photometric

Light distribution	Symmetric
CCT (K)	3000
CRI>	90
Beam angle C0-180 (°)	11
Beam angle C90-270 (°)	11
Extreme cut off	No
UGR <sub>L</sub>	<10

### Electrical

Insulation class	II
Frequency (Hz)	50/60
Main voltage (Vac)	220-240
Power supply	Remote included
Dimmable	Yes
Power supply type	Dimmable DALI 1

### Notes

Screening crosspiece, lenses and honeycomb directly installable on the head of the luminaire without needing any fastening accessory.

## Accessories & Power Supply



OPTIONAL  
Accessory

Optical

08.0526.00

Snoot shielding cone



OPTIONAL  
Accessory

Optical

08.8428.00

Honeycomb



OPTIONAL  
Accessory

Optical

08.8429.00

Screening crosspiece



OPTIONAL  
Accessory

Optical

08.8431.00

Elliptical lens



OPTIONAL  
Accessory

Optical

08.8432.00

Flood lens



OPTIONAL  
Accessory

Optical

08.0526.40

Snoot shielding cone



OPTIONAL  
Accessory

Optical

08.0526.BW

Snoot shielding cone