

# FLOS

09.4513.14ADA Black

## UT Downlight Trim Ø 57 Dali Version

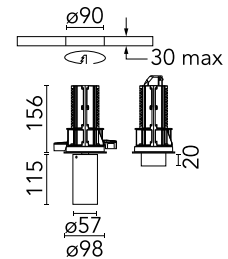
Designed by FLOS Architectural, 2017



Recessed luminaire with LED light source. 220-240V, 50-60Hz remote power supply included.

Are you a professional and your project needs consulting and support?

[BOOK AN APPOINTMENT](#)



### Main specifications

Mounting	Ceiling recessed
Environments	Indoor dry location
LED type	LED array
Lamp category	LED
Ilcos	No
Number of heads	1
Power (W)	18
Source flux (lm)	1655.07
System flux (lm)	1067


### Physical

Colour	Black
Trim	No
Orientation	Adjustable
Rotation (°)	360
Longitudinal tilting (°)	90
Net weight (kg)	0.73
IP internal	20
IP external	20

### Download

[Mounting instructions](#)  PDF

### Photometric Files

[LDT / IES](#)  ZIP

### Technical Drawings

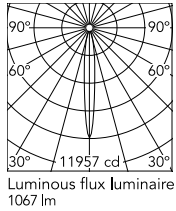
[2D](#)  ZIP

[3D](#)  ZIP

[Bim](#)  ZIP



## Schematic light drawing



Beam Angle:	11°		
h(m)	E(lx)	D(m)	
1	11957	0.19	
2	2989	0.39	
3	1329	0.58	
4	747	0.77	
5	478	0.97	

### Photometric

Light distribution	Symmetric
CCT (K)	3000
CRI>	90
Beam angle C0-180 (°)	11
Beam angle C90-270 (°)	11

### Electrical

Insulation class	II
Frequency (Hz)	50/60
Main voltage (Vac)	220.00
Driver	Remote included
Dimmable	Yes
Dimming type	Dimmable DALI 1
Emergency type	No

### Notes

Screening crosspiece, lenses and honeycomb directly installable on the head of the luminaire without needing any fastening accessory.

## Accessories & Power Supply



OPTIONAL  
Accessory

Optical

08.0526.00

Snoot shielding cone




OPTIONAL  
Accessory

Optical

08.8428.00

Honeycomb



OPTIONAL  
Accessory

Optical

08.8429.00

Screening crosspiece



OPTIONAL  
Accessory

Optical

08.8431.00

Elliptical lens



OPTIONAL  
Accessory

Optical

08.8432.00

Flood lens



OPTIONAL  
Accessory

Optical

08.0526.40

Snoot shielding cone



OPTIONAL  
Accessory

Optical

08.0526.BW

Snoot shielding cone