

# FLOS



06.5071.05 Polished Aluminium

## The Tracking Magnet Suspension Up&Down Profile Casambi / On Board Dimmer compatible

Designed by FLOS Architectural, 2018



Electrical/mechanical profile for suspended installations.

Are you a professional and your project needs  
consulting and support?

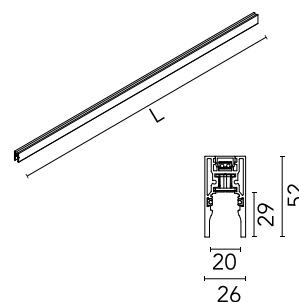
[BOOK AN APPOINTMENT](#)

### Main specifications

Mounting	Suspension
Environments	Indoor dry location
Light source type	LED
Light sources included	Yes
LED type	Top LED
Lamp category	LED
Number of lamps	1
Power (W)	10
System power (W)	10.1
Source flux (lm)	998.04
Lumen Output (lm)	629
Efficacy (lm/W)	62.28

### Physical

Colour	Polished Aluminium
Trim	No
Field cuttable	No
Length (mm)	1500
Net weight (kg)	2.09
IP internal	20
IP external	20



### Download

[Mounting instructions](#)  ZIP

### Photometric Files

[LDT / IES](#)  ZIP

### Technical Drawings

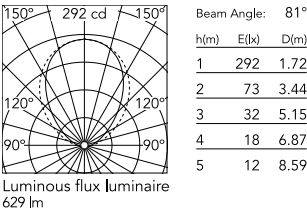
[2D](#)  ZIP

[3D](#)  ZIP

[Bim](#)  ZIP



Schematic light drawing



Photometric

Lighting type	Indirect
Light distribution	Asymmetric
CCT (K)	3000
CRI>	90
McAdam steps (SDCM)	2
LED Life / Failure Ratio	L80B50 > 50.000h (Tc=85°C)
Beam angle C0-180 (°)	81
Beam angle C90-270 (°)	96
UGR <sub>L</sub>	<10

Electrical

Insulation class	III
Forward voltage (V)	48
LED current (mA)	208
Power supply	Remote
Dimmable	Yes
Power supply type	Non Dimmable, Dimmable
Emergency	No

Notes

The linear elements in the Up&Down version include indirect LED lighting in the upper part of the profile. The magnetic profile and the Up lighting must be powered with the same equipment. Version compatible with "On board dimmer" luminaries and version compatible with system controlled luminaries (DALI, 1-10V, FLOS SMART CONTROL) available. Corners, connectors and accessories common for the two profile versions. Both versions have lengths of 1m-3m. The profiles cannot be cut. The covers must be ordered separately. 3m power cable included in all the linear power products. Suspension accessories (steel cable and rods) should be ordered separately. 90° corners available in the same plan (symmetrical element for left and right corners), common in Up&Down and Down versions. Not provided for connection to driver. The corners of the Suspended versions of Tracking Magnet do not have indirect lighting. Indirect lighting is controlled with a common circuit to the direct lighting.

Accessories & Power Supply




REQUIRED  
Power supply  
Electrical

60.8919  
LED Power Supply Source for remote installation. 48V/320W. 100/240 Vac



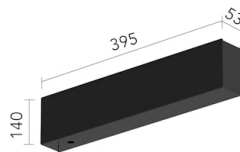
REQUIRED  
Power supply  
Electrical

60.9170  
LED power supply source for remote installation, 48V/120W. 220/240 Vac



REQUIRED  
Power supply  
Electrical

08.0632.14A  
Surface power supply with driver included 320W / 48Vdc. DALI / No dim.



REQUIRED  
Power supply  
Electrical

08.0632.40A  
Surface power supply with driver included 320W / 48Vdc. DALI / No dim.



REQUIRED  
Control interface  
Electrical

60.9678A  
LED module Dali/Push dimmable control unit for 12, 24 or 48Vdc



REQUIRED  
Control interface  
Electrical

60.9395  
LED module 1/10V dimmable control unit for 12 to 48V equipment.



REQUIRED  
Power supply  
Electrical

60.9607  
LED power supply source for remote installation, 110Vac-150W / 220Vac-200W



REQUIRED  
Accessory

06.5026.05  
The Tracking Magnet Suspension Up&Down Profile End Caps



REQUIRED  
Accessory

Electrical

08.0612.14

The Tracking Magnet Profile  
Intermediate Connector Straight



REQUIRED  
Accessory

Installation

08.8634.00

4m suspension steel cable



REQUIRED  
Accessory

Installation

60.3014.11

Suspension rod with 1m rose.  
M6 thread



REQUIRED  
Accessory

Installation

60.3014.14

1 m suspension rod with ceiling  
rose kit. M6 thread

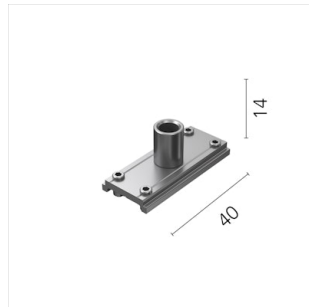


REQUIRED  
Accessory

Electrical

08.0626.00

Power connector



REQUIRED  
Accessory

Installation

08.0627.00

Intermediate suspension kit for  
joining profiles



REQUIRED  
Electrical

06.1988.14

Multifunction Smart Device for  
Tracking Magnet & Infra-Structure



REQUIRED  
Electrical

06.1988.40

Multifunction Smart Device for  
Tracking Magnet & Infra-Structure



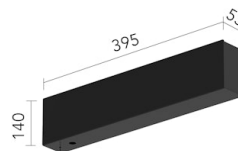
REQUIRED  
Accessory  
Installation

60.3097.11  
1 m suspension rod with ceiling  
rose with m6 thread



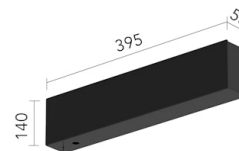
REQUIRED  
Accessory  
Installation

60.3097.14  
1 m suspension rod extension  
set with m6 thread



REQUIRED  
Power supply  
Electrical

08.0631.14A  
Surface power supply with driver  
included 320W / 48Vdc, 1-10V /  
0-10V / No dim.




REQUIRED  
Power supply  
Electrical

08.0631.40A  
Surface power supply with driver  
included 320W / 48Vdc, 1-10V /  
0-10V / No dim.



REQUIRED  
Accessory

08.8883.40A  
Canopy surface White, Power  
Supply not included order  
separately



REQUIRED  
Accessory

08.8883.14A  
Canopy surface Black, Power  
Supply not included order  
separately



REQUIRED  
Electrical

08.8889.40  
Recessed power supply rose



REQUIRED  
Electrical

08.8889.14  
Recessed power supply rose