

06.5012.40 White

## The Tracking Magnet Surface/Suspension Profile Casambi / Dali / 1-10V compatible

Designed by FLOS Architectural, 2017



Electromechanical profile for surface-mounting, available in lengths from 1m to 3m.

Are you a professional and your project needs consulting and support?

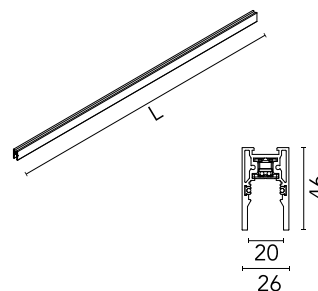
[BOOK AN APPOINTMENT](#)

### Main specifications

Mounting	Suspension, Ceiling surface
Environments	Indoor dry location
Light sources included	no

### Physical

Colour	White
Trim	No
Field cuttable	Yes
Length (mm)	2000
Net weight (kg)	2.43
IP internal	20
IP external	20



### Download

Mounting instructions

[ZIP](#)



## Electrical

Forward voltage (V)	48
Power supply	Remote excluded
Dimmable	Yes
Power supply type	Non Dimmable, Dimmable
Emergency	No

## Notes

Version compatible with "On board dimmer" luminaries and version compatible with system controlled luminaries (DALI, 1-10V, FLOS SMART CONTROL) available. Corners, connectors and accessories common for the two profile versions. Feed connector, intermediated connector, end-caps and attachment accessories to be ordered separately. Mechanical 90° corners available in the same plane (symmetrical element for left and right corner) and 90° symmetrical internal corners in a different plane. Intermediate connectors to be ordered separately if electrical continuity on corners is required. Corners do not admit installation of spots.

---

Accessories & Power Supply



REQUIRED  
Power supply  
Electrical

60.8919  
LED Power Supply Source for remote installation. 48V/320W. 100/240 Vac




REQUIRED  
Power supply  
Electrical

60.9170  
LED power supply source for remote installation, 48V/120W. 220/240 Vac



REQUIRED  
Power supply  
Electrical

60.9607  
LED power supply source for remote installation, 110Vac-150W / 220Vac-200W



REQUIRED  
Power supply  
Electrical

08.0613.14A  
Dimmable control box 1-10V, 24/48V. For remote installation.



REQUIRED  
Accessory  
Electrical

06.0157.00  
4-pole, 0.75 mm2 section, 4-meter long, transparent power cable



REQUIRED  
Accessory  
Electrical

08.0611.14  
The Tracking Magnet Profile Feed Connector



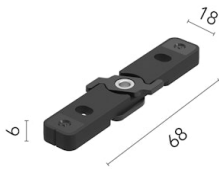
REQUIRED  
Accessory  
Electrical

08.0612.14  
The Tracking Magnet Profile Intermediate Connector Straight



REQUIRED  
Accessory  
Electrical

08.0614.14  
The Tracking Magnet Profile Intermediate Connector Flexible/Electrical Corner



REQUIRED  
Accessory

Installation

08.0615.00

Ceiling fixed kit



REQUIRED  
Accessory

Installation

08.8634.00

4m suspension steel cable



REQUIRED  
Accessory

Installation

60.3014.11

Suspension rod with 1m rose.  
M6 thread



REQUIRED  
Accessory

Installation

60.3014.14

1 m suspension rod with ceiling  
rose kit. M6 thread



REQUIRED  
Electrical

06.1988.40

Multifunction Smart Device for  
Tracking Magnet & Infra-Structure



REQUIRED  
Accessory

Installation

60.3097.11

1 m suspension rod with ceiling  
rose with m6 thread



REQUIRED  
Accessory

Installation

60.3097.14

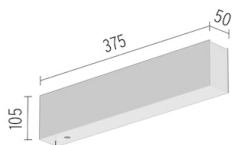
1 m suspension rod extension  
set with m6 thread



REQUIRED  
Accessory

06.5017.40

The Tracking Magnet  
Surface/Suspension Profile End  
Caps

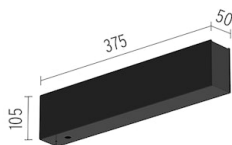


REQUIRED  
Power supply

Electrical

08.0600.40

Surface power supply with 320W  
/ 48Vdc driver included

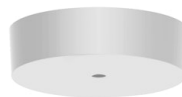


REQUIRED  
Power supply

Electrical

08.0600.14


Surface power supply with 320W  
/ 48Vdc driver included



REQUIRED  
Accessory

08.8883.40A

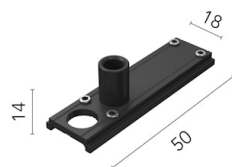
Canopy surface White, Power  
Supply not included order  
separately



REQUIRED  
Accessory

08.8883.14A

Canopy surface Black, Power  
Supply not included order  
separately



REQUIRED  
Accessory

Installation

08.0616.00

Ceiling fixing kit



REQUIRED  
Electrical

08.8889.40

Recessed power supply rose



REQUIRED  
Electrical

08.8889.14

Recessed power supply rose



OPTIONAL

Installation

08.8866.14

Fixed ceiling kit. 2 unit kit