

The Tracking Magnet Surface Profile Inner Mechanical Corner

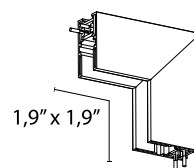
Designed by FLOS Architectural, 2017



Electromechanical profile for surface-mounting, available in lengths from 1m to 3m.

Are you a professional and your project needs consulting and support?

[BOOK AN APPOINTMENT](#)



Main specifications

Mounting	Suspension, Ceiling surface
Environments	Indoor dry location
Light sources included	no

Physical

Color	Polished Aluminium
Trim	No
Field cuttable	No
Length (in)	2.16
Net weight (lb)	0.45
IP internal	20
IP external	20

Download

Family spec sheet	ZIP
Mounting instructions	PDF



Electrical

Forward voltage (V)	48
Emergency type	No

Notes

Inner mechanical corner. Only for surface version.

Accessories & Power Supply



REQUIRED
Accessory

06.5017.05

The Tracking Magnet
Surface/Suspension Profile End
Caps

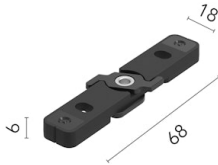


REQUIRED
Accessory

Electrical

08.0614.14

The Tracking Magnet Profile
Intermediate Connector
Flexible/Electrical Corner




REQUIRED
Accessory

Installation

08.0615.00

Ceiling fixing kit



REQUIRED
Accessory

Installation

08.8634.00

4m suspension steel cable



REQUIRED
Accessory

Installation

60.3014.11

Suspension rod with 1m rose.
M6 thread



REQUIRED
Accessory

Installation

60.3014.14

1 m suspension rod with ceiling
rose kit. M6 thread



REQUIRED
Accessory

Installation

60.3097.11

1 m suspension rod with ceiling
rose with m6 thread

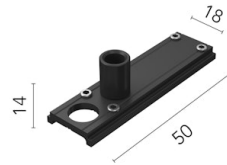




REQUIRED
Accessory

Installation

60.3097.14

1 m suspension rod extension
set with m6 thread



REQUIRED
Accessory

08.8883.40A

Canopy surface White, Power
Supply not included order
separately

REQUIRED
Accessory

08.8883.14A

Canopy surface Black, Power
Supply not included order
separately

REQUIRED
Accessory

Installation

08.0616.00

Ceiling fixing kit