

# FLOS

06.1618.40A90 White

## The Running Magnet Suspension Up&Down Feed Unit Profile

Designed by FLOS Architectural



Length: 118.11 - Suspension

Are you a professional and your project needs consulting and support?

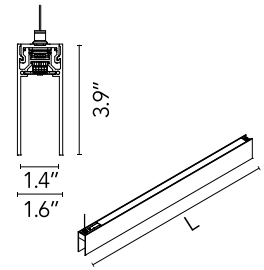
[BOOK AN APPOINTMENT](#)

### Main specifications

Mounting	Suspension
Light Source Type	LED
Light sources included	Yes
LED type	Top LED
Power (W)	100
System flux (lm)	2531

### Physical

Color	White
Orientation	Fixed
Length (in)	118.11
Net weight (lb)	19.19
Package volume (in)	5371
IP internal	20



### Download

[Family spec sheet](#) ZIP

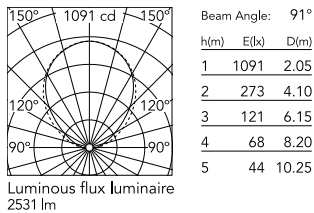
[Mounting instructions](#) PDF

### Photometric Files

[LDT / IES](#) ZIP



### Schematic light drawing



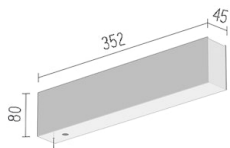
## Photometric

Lighting type	Indirect
Light distribution	Symmetric
CCT (K)	3000
Beam angle C0-180 (°)	91
UGR <sub>L</sub>	<10

## Electrical

Insulation class	II
Forward voltage (V)	24
Driver	Remote

## Accessories & Power Supply



### REQUIRED

#### Electrical

08.8886.40

Surface power supply for direct and indirect lighting with housing for the driver

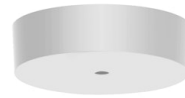


### REQUIRED

#### Installation

08.8887.40A

Endcap. 2 unit kit



### OPTIONAL

#### Accessory

08.8883.40A

Canopy surface White, Power Supply not included order separately