

FLOS

06.1614.40A90 White

The Running Magnet Suspension Up&Down Feed Unit Profile

Designed by FLOS Architectural



Length: 39.37 - Suspension

Are you a professional and your project needs consulting and support?

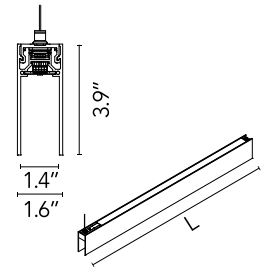
[BOOK AN APPOINTMENT](#)

Main specifications

Mounting	Suspension
Light Source Type	LED
Light sources included	Yes
LED type	Top LED
Power (W)	100
System flux (lm)	844

Physical

Color	White
Orientation	Fixed
Length (in)	39.37
Net weight (lb)	6.4
Package volume (in)	1831
IP internal	20



Download

[Family spec sheet](#)  ZIP

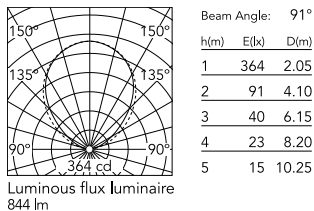
[Mounting instructions](#)  PDF

Photometric Files

[LDT / IES](#)  ZIP



Schematic light drawing




Photometric

Lighting type	Indirect
Light distribution	Symmetric
CCT (K)	3000
Beam angle C0-180 (°)	91
UGR _L	<10

Electrical

Insulation class	II
Forward voltage (V)	24
Driver	Remote

Accessories & Power Supply



REQUIRED

Electrical

08.8886.40

Surface power supply for direct and indirect lighting with housing for the driver

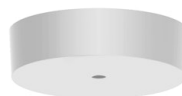


REQUIRED

Installation

08.8887.40A

Endcap. 2 unit kit



OPTIONAL

Accessory

08.8883.40A

Canopy surface White, Power Supply not included order separately