

# FLOS

06.1633.14 Black

## The Running Magnet Suspension Down Intermediate Profile

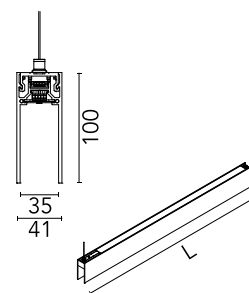
Designed by FLOS Architectural, 2015



Electromechanical profile for suspended installations. Linear profiles available in two versions: power feed profiles for connecting to a driver, and intermediate profiles.

Are you a professional and your project needs consulting and support?

[BOOK AN APPOINTMENT](#)





### Main specifications

Mounting	Suspension
Environments	Indoor dry location
Light sources included	no

### Physical

Colour	Black
Trim	No
Length (mm)	2000
Net weight (kg)	4.60
IP internal	20
IP external	20

### Download

- [Mounting instructions](#)  PDF
- [Mounting instructions](#)  PDF



### Electrical

Forward voltage (V) 24

## Notes

Covers included with the power feed profiles.

Ceiling connection (4.2 m feed cable) and suspension (4 m steel cable) accessories included in all linear feed or intermediate products.

90° corners in the same plane (symmetrical element for right and left corners) for the Surface and Down versions. Provided for connection to the driver.

The inner part of the profile is always supplied in black.

---

## Accessories & Power Supply



OPTIONAL

Installation

08.8887.14A

Endcap. 2 unit kit



OPTIONAL

Electrical

06.1987.14

Multifunction Smart Device for  
Running Magnet & Fast Track