

The Running Magnet Suspension Down Feed Unit Profile

Designed by FLOS Architectural



Length: 78.74 - Suspension

Are you a professional and your project needs consulting and support?

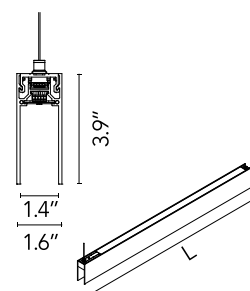
BOOK AN APPOINTMENT

Main specifications

Mounting	Suspension
Power (W)	100

Physical

Color	Black
Length (in)	78.74
Net weight (lb)	12.35
Package volume (in)	3601
IP internal	20



Download

Family spec sheet	ZIP
Mounting instructions	PDF



Electrical

Insulation class	II
Forward voltage (V)	24
Driver	Remote

Accessories & Power Supply



REQUIRED
Power supply
Electrical

LEDSB60W24V-NDM-D01
LED Driver, 24VDC, 60W, Non-Dimming, 120-277V




REQUIRED
Power supply
LEDSB96W24V-NDM-D01
LED Driver, 24VDC, 96W, Non-Dimming, 120-277V



REQUIRED
Power supply
Electrical
LEDSB30W24V-NDM-D01
LED Driver, 24VDC, 30W, Non-Dimming, 120-277V



REQUIRED
Installation
08.8887.14A
Endcap. 2 unit kit



OPTIONAL
Power supply
Electrical

08.0613.14A
Dimmable control box 1-10V, 24/48V. For remote installation.



OPTIONAL
Accessory
Installation
60.3014.14
1 m suspension rod with ceiling rose kit. M6 thread



OPTIONAL
Accessory
Installation
60.3097.14
1 m suspension rod extension set with m6 thread



OPTIONAL
Accessory
08.8883.14A
Canopy surface Black, Power Supply not included order separately



OPTIONAL
Corner

06.1610.14

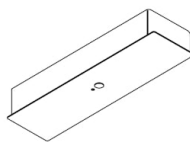
90° Corner. Can be powered



OPTIONAL
Corner

06.1657.14

90° Corner



OPTIONAL
Power supply

Electrical

08U0002.14A1V

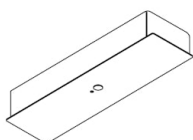
Surface mount canopy 1/10V
Dimmable



OPTIONAL
Electrical

306-000368

Recessed power supply rose



OPTIONAL
Power supply

Electrical

08U0002.14

Surface mount canopy Non
Dimmable