


FLOS

06.1741.14 Black

T-Joint Grid Down

Designed by FLOS Architectural

Suspension



T piece to build grid structures perfectly closed. Feed unit. Dimensions 265x153.

Are you a professional and your project needs consulting and support?

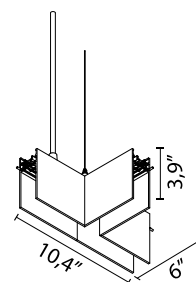
BOOK AN APPOINTMENT

Main specifications

Mounting	Suspension
Environments	Indoor dry location
Light sources included	no

Physical

Color	Black
Trim	No
IP internal	20
IP external	20



Download

Family spec sheet	ZIP
Mounting instructions	ZIP



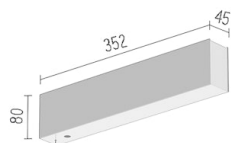
Photometric

Extreme cut off	No
-----------------	----

Electrical

Forward voltage (V)	24
Driver	Remote excluded
Dimming type	Non Dimmable, Dimmable

Accessories & Power Supply



OPTIONAL

Electrical

08.8886.40

Surface power supply for direct and indirect lighting with housing for the driver



OPTIONAL

Installation

08.8887.40A

Endcap. 2 unit kit