

FLOS

03.8136.00 Transparent Glass

Suspension Glass Downlight 110 White Rod 400 mm On Board Dimmer

Designed by Vincent Van Duysen, 2017

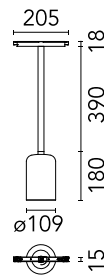


LED - LED array - 13.5W - 706lm - 2700K - CRI> 90 - Beam° 82

Suspended luminaire with rigid rod and blown glass in several finishes to be installed in the Infra-Structure system.

Are you a professional and your project needs consulting and support?

[BOOK AN APPOINTMENT](#)



Main specifications

Mounting	Track
Environments	Indoor dry location
Light source type	LED
Light sources included	Yes
LED type	LED array
Lamp category	LED
Number of lamps	1
Power (W)	13.5
System power (W)	14
Source flux (lm)	1234
Lumen Output (lm)	706
Efficacy (lm/W)	50.43

Physical

Colour	Transparent Glass
Trim	No
Orientation	Fixed
Length (mm)	205
Net weight (kg)	1.18
IP internal	20
IP external	20

Download

Mounting instructions [↓ PDF](#)

Photometric Files

LDT / IES [↓ ZIP](#)

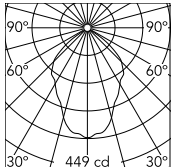
Technical Drawings

2D [↓ ZIP](#)

3D [↓ ZIP](#)

[Bim](#) [↓ ZIP](#)

Schematic light drawing



Beam Angle: 82°

h(m)	E(lx)	D(m)
1	449	1.74
2	112	3.48
3	50	5.22
4	28	6.96
5	18	8.71

Luminous flux Luminaire
706 lm

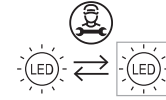
Photometric

Lighting type	Direct
Light distribution	Symmetric
CCT (K)	2700
CRI>	90
McAdam steps (SDCM)	2
LED Life / Failure Ratio	L80B50 > 50.000h (Tc=85°C)
Beam angle C0-180 (°)	82
Beam angle C90-270 (°)	82

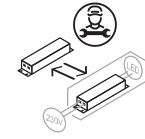
Electrical

Insulation class	III
Forward voltage (V)	48
Power supply	Remote excluded
Dimmable	Yes
Power supply type	Dimmer on board
Dimming interface	Dimmer Integrated
Emergency	No

Ecodesign and Energy Labelling



Replaceable (LED only) light source by a professional



Replaceable control gear by a professional