

# FLOS

03.8130.RC.CB Red Glass

## Suspension Glass Downlight 110 Black Rod 100 mm Casambi integrated NEW

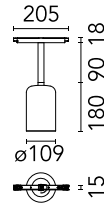
Designed by Vincent Van Duysen, 2020



Suspended luminaire with rigid rod and blown glass in several finishes to be installed in the Infra-Structure system.

Are you a professional and your project needs consulting and support?

[BOOK AN APPOINTMENT](#)



### Main specifications

Mounting	Track
Environments	Indoor dry location
Light source type	LED
Light sources included	Yes
LED type	LED array
Lamp category	LED
Number of lamps	1
Power (W)	13.5
System power (W)	14
Source flux (lm)	1234
Lumen Output (lm)	292
Efficacy (lm/W)	20.86

### Physical

Colour	Red Glass
Trim	No
Orientation	Fixed
Length (mm)	205
Net weight (kg)	0.98
IP internal	20
IP external	20

### Download

Mounting instructions [↓ PDF](#)

### Photometric Files

LDT / IES [↓ ZIP](#)

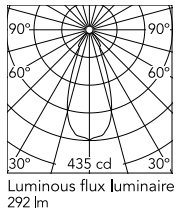
### Technical Drawings

2D [↓ ZIP](#)

3D [↓ ZIP](#)

[Bim](#) [↓ ZIP](#)

## Schematic light drawing



Beam Angle: 42°

h(m)	E(lx)	D(m)
1	435	0.76
2	109	1.52
3	48	2.28
4	27	3.04
5	17	3.80

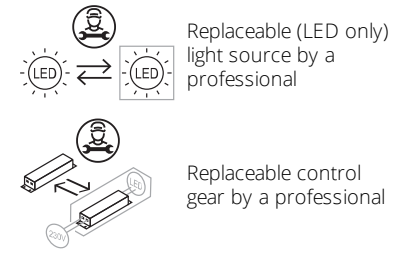
## Photometric

Lighting type	Direct
Light distribution	Symmetric
CCT (K)	2700
CRI>	90
McAdam steps (SDCM)	2
LED Life / Failure Ratio	L80B50 > 50.000h (Tc=85°C)
Beam angle C0-180 (°)	42
Beam angle C90-270 (°)	42
UGR <sub>L</sub>	<16

## Electrical

Insulation class	III
Forward voltage (V)	34
Power supply	Remote excluded
Dimmable	Yes
Power supply type	Dimmable Casambi
Dimming interface	Remote Dimmable (Dimmer Not Included)
Emergency	No

## Ecodesign and Energy Labelling



## Notes

The control system with the Casambi version of light fixtures is directly and individually regulated wirelessly using the application FLOS Control® by Casambi.