


FLOS

03.8441.14 Black

Suspension Cone Ø 400 NEW

Designed by Vincent Van Duysen, 2020

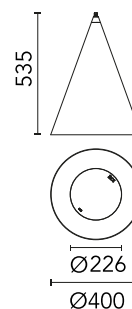


LED - Top LED - 41W - 1242lm - 2700K - CRI> 90 - Beam° 65

Suspended luminaire with locking system integrated, to be installed in the Infra-Structure Episode 2 system. Each lighting element is completed by a long 4m electrical cable equipped with an output microconnector.

Are you a professional and your project needs consulting and support?

[BOOK AN APPOINTMENT](#)



Main specifications

Mounting	Ceiling surface
Environments	Indoor dry location
Light Source Type	LED
LED type	Top LED
Lamp category	LED
Iicos	No
Bulb finish	Opal
Number of heads	1
Power (W)	41
System power (W)	41
Source flux (lm)	1242
System flux (lm)	1242
Efficacy (lm/W)	30.29

Physical

Colour	Black
Orientation	Fixed
Spot diameter (mm)	400
Net weight (kg)	2.85
IP internal	20
IP external	20

Download

Mounting instructions [↓ PDF](#)

Photometric Files

LDT / IES [↓ ZIP](#)

Technical Drawings

2D [↓ ZIP](#)

3D [↓ ZIP](#)

[↓ Bim](#) [↓ ZIP](#)

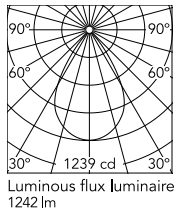
Ecodesign and Energy Labelling



Replaceable (LED only) light source by a professional



Schematic light drawing



Photometric

Lighting type	Direct
Light distribution	Symmetric
CCT (K)	2700
CRI>	90
McAdam steps (SDCM)	3
LED Life / Failure Ratio	L80B50
Beam angle C0-180 (°)	65
Beam angle C90-270 (°)	65
UGR _L	10

Electrical

Insulation class	III
Forward voltage (V)	48
Driver	Remote excluded
Dimmable	Yes
Emergency type	No

Accessories & Power Supply



REQUIRED
Control interface

Electrical

60.9392

Casambi controller. Requires 1-10V or Dali driver. It must be ordered separately



REQUIRED
Control interface

Electrical

60.9395

LED module 1/10V dimmable control unit for 12 to 48V equipment.



REQUIRED
Control interface

Electrical

60.9678A

LED module Dali/Push dimmable control unit for 12, 24 or 48Vdc