

FLOS

F026A2CA033 Anthracite

Spine 2 Absolute

Designed by Vincent Van Duysen, 2021

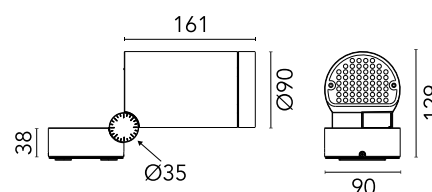


2026lm - 2700K - CRI> 80 - Beam° 43

LED COB light source included. Integrated electric power supply 220-240 V ON/OFF and adjustable 1-10 V or DALI. Fixing plate included. The electrical connection is made on the inside of the plate by means of a watertight connector included. To guarantee its water tightness, it is recommended to use flexible cables designed for outdoor use. Ground spike for ground installations to be ordered separately.

Are you a professional and your project needs consulting and support?

BOOK AN APPOINTMENT



Main specifications

EAN	8054793465623
Environments	Outdoor wet location
Light source type	LED
Light sources included	Yes
LED type	LED array
Number of lamps	1
System power (W)	19.5
Source flux (lm)	2197
Lumen Output (lm)	2026

Physical

Colour	Anthracite
Orientation	Adjustable
Rotation (°)	360
Longitudinal tilting (°)	270
Net weight (kg)	1.2
IP internal	66

Download

Mounting instructions [ZIP](#)

Photometric Files

LDT / IES [ZIP](#)

Technical Drawings

2D [ZIP](#)

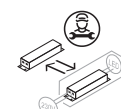
3D [ZIP](#)



Ecodesign and Energy Labelling

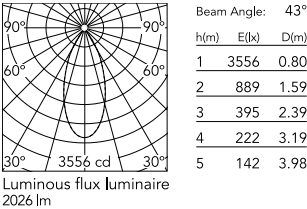


Replaceable (LED only) light source by a professional



Replaceable control gear by a professional

Schematic light drawing



Photometric

Light distribution	Symmetric
CCT (K)	2700
CRI>	80
Beam angle C0-180 (°)	43
Beam angle C90-270 (°)	43

Electrical

Insulation class	I
Frequency (Hz)	50/60
Main voltage (Vac)	220-240
Power supply	Integrated
Dimmable	No
Power supply type	Non Dimmable
Dimming interface	Not Dimmable
Emergency	No