

FLOS

F025D2DA006 Grey

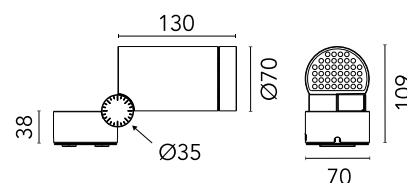
Spine 1 Pro

Designed by Vincent Van Duysen, 2021



482lm - 2700K - CRI> 80 - Beam° 32

Power LED source included. Equipped with an integrated snoot for higher visual comfort. Collimators are available as an accessory to modify the beam opening. Integrated electric power supply 220-240 V ON/OFF. Fixing plate included. The electrical connection is made on the inside of the plate by means of a watertight connector included. To guarantee its water tightness, it is recommended to use flexible cables designed for outdoor use. Ground spike for ground installations to be ordered separately. Upon request: 1-10 V or DALI dimmable version with 24 Vdc remote power supply.



Are you a professional and your project needs consulting and support?

BOOK AN APPOINTMENT

Main specifications

EAN	8054793425276
Mounting	Ceiling, Wall, Ground
Environments	Outdoor wet location
Light source type	LED
Light sources included	Yes
LED type	Power LED
Number of lamps	1
System power (W)	7.9
Source flux (lm)	671
Lumen Output (lm)	482

Physical

Colour	Grey
Orientation	Adjustable
Rotation (°)	360
Longitudinal tilting (°)	270
Cord length (mm)	330
Net weight (kg)	1
Package height (mm)	120
Package width (mm)	120
Package length (mm)	310
IP internal	66

Download

Mounting instructions [ZIP](#)

Photometric Files

LDT / IES [ZIP](#)

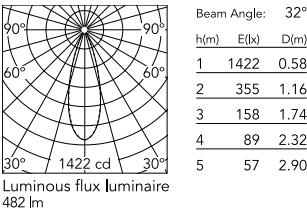
Technical Drawings

2D [ZIP](#)

3D [ZIP](#)



Schematic light drawing



Photometric

Light distribution	Symmetric
CCT (K)	2700
CRI>	80
Beam angle C0-180 (°)	32
Beam angle C90-270 (°)	32

Electrical

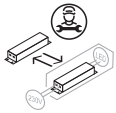
Insulation class	I
Frequency (Hz)	50/60
Main voltage (Vac)	220-240
Power supply	Integrated
Dimmable	No
Power supply type	Non Dimmable
Dimming interface	Not Dimmable
Emergency	No

Ecodesign and Energy Labelling

This product contains a light source of energy efficiency class E



Replaceable (LED only) light source by a professional



Replaceable control gear by a professional

Accessories & Power Supply



OPTIONAL
Accessory

F029Z010000
Converter Spine 1 Optic Medium
Flood



OPTIONAL
Accessory

F029Z011000
Converter Spine 1 Optic Flood



OPTIONAL
Accessory

F029Z012000
Converter Spine 1 Optic Wide
Flood



OPTIONAL
Accessory

F029Z013000
Converter Spine 1 Optic Elliptic 1



OPTIONAL
Accessory

F029Z014000
Converter Spine 1 Optic Elliptic 2



OPTIONAL
Accessory

F029Z015000
Converter Spine 1 Optic Wall
Washer



OPTIONAL
Accessory

F025Z060000
Honeycomb Louvre



OPTIONAL
Accessory

F026Z010000
Ground Spike