


FLOS



FU639303 Blue Tourmaline

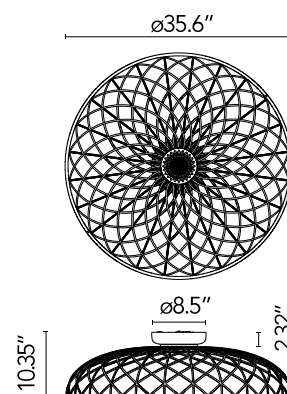
Skynest C

Designed by Marcel Wanders, 2022



57W - 1385lm - 2700-2900K - CRI> 90

Diffuse lighting hanging appliance. The dome is a combination of luminous and dark elements arranged into a network and formed of core structures covered with a thin interwoven colourful tubular mesh made from recycled and recyclable fabric produced from polyester. Every single luminous element is powered by special micro-connectors located at the top of the dome and is covered with a two-tone mesh, while the side facing the inside of the dome is always white in order to allow for optimal light emission from the LED module. The appliance is fitted with a built-in balancing system at the top of the dome which helps adjust its balance, making it perfectly stable. The bottom of the dome is completed by an aluminium ring that keeps the dome's entire network structure in place through a simple snap-fit system. The product is assembled with absolutely no glue so it can be fully separated to be recycled in the future and in case of any repairs or replacements. Available lamp finishes: Blue Tourmaline, Almond, Anthracite or Brick Red. Fitted with built-in electronics that allow for the use of different dimmer systems: 0-10V / 1-10V / DALI / PUSH.



Are you a professional and your project needs consulting and support?

BOOK AN APPOINTMENT

Download

Mounting instructions



Photometric Files

LDT / IES



Main specifications

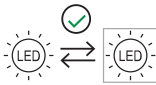
EAN	8059607076361
Mounting	Ceiling
Environments	Indoor dry location
Light Source Type	LED
Light sources included	Yes
LED type	LED Module
Power (W)	57
System power (W)	57
System flux (lm)	1385

Physical

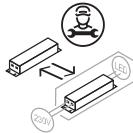
Color	Blue Tourmaline
Length (in)	35.59
Canopy length/diameter (in)	8.504
Canopy height (in)	2.283
Net weight (lb)	8.82
Package height (in)	12.6
Package width (in)	39.37
Package length (in)	39.37
Package volume (in)	19527.67
IP internal	20

Ecodesign and Energy Labelling

This product contains a light source of energy efficiency class F



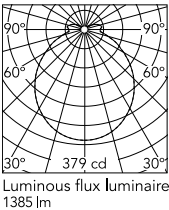
Replaceable (LED only) light source by an end-user



Replaceable control gear by a professional



Schematic light drawing



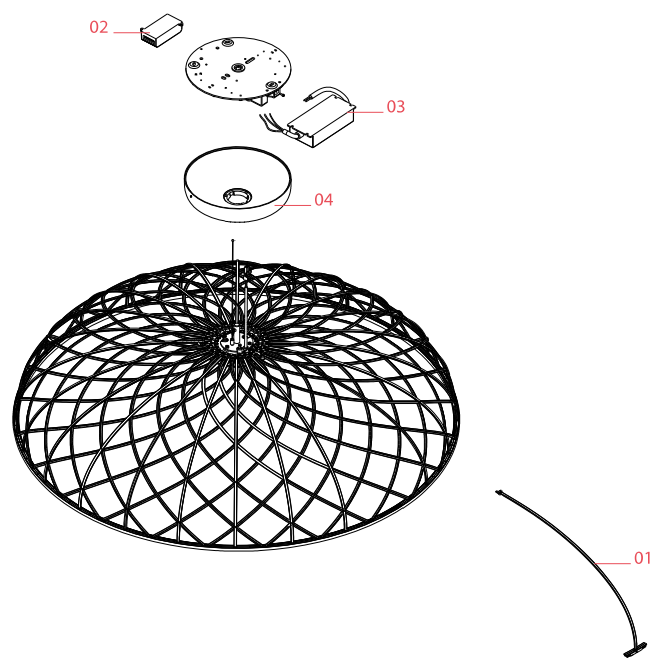
Photometric

Lighting type	Total
Light distribution	Symmetric
CCT (K)	2700-2900
CRI>	90

Electrical

Insulation class	I
Frequency (Hz)	50/60
Main voltage (Vac)	100-240
Driver	Integrated
Dimmable	Yes
Dimming type	Dimmer on board
Dimming interface	Dimmer Integrated

Spare Parts



- | | | |
|-----|--|---------|
| 01. | Assembly Led Arm for Skynest
Suspension Blue Tourmaline | RF34718 |
| 02. | Led dimmer kit | RF35452 |
| 03. | Skynest Suspension Driver
100W 100-277V | RF33061 |
| 04. | Rose for Skynest Ceiling Blue
Tourmaline | RF35172 |



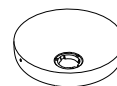
RF34718
Assembly Led Arm for Skynest
Suspension Blue Tourmaline



RF35452
Led dimmer kit



RF33061
Skynest Suspension Driver 100W
100-277V



RF35172
Rose for Skynest Ceiling Blue
Tourmaline