

Profile 1000mm Non Dimmable

NEW

Designed by FLOS Architectural, 2023

Ceiling surface, Wall surface

Interior electromechanical profile (24Vdc) from 1 to 3m long for wall or ceiling installation, fastened with special screws and plugs provided with the profile. Request power connectors, intermediate connectors and covers separately. Feed unit joints available in the form of L, T and X in the same plane. It also has a linear electric connector for joining two track sections in the same plane and a 90° electromechanical connector for joining profile sections in different planes (interior wall-wall, ceiling-wall). Aesthetic covers for the inner profile gap available as an option.

Are you a professional and your project needs consulting and support?

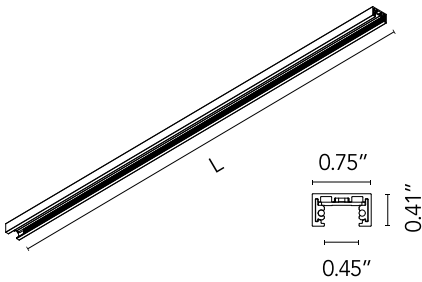
BOOK AN APPOINTMENT

Main specifications

| | |
|------------------------|-------------------------------|
| Mounting | Ceiling surface, Wall surface |
| Environments | Indoor dry location |
| Light sources included | No |

Physical

| | |
|-------------|-------|
| Color | White |
| IP internal | 20 |



Download

- Family spec sheet
- Mounting instructions
- ZIP
- PDF

EAC

CE

UKCA

UL
CERTIFIED
US - CA

FIRE SAFETY

IP
20

Electrical

| | |
|---------------------|-----------------|
| Insulation class | III |
| Forward voltage (V) | 24 |
| Driver | Remote excluded |
| Dimmable | No |
| Dimming type | Non Dimmable |

Accessories & Power Supply



REQUIRED
Connector

Electrical

06.2613.40

Live End Feed Non Dimmable



REQUIRED
Corner

06.2610.40

Inner Corner



REQUIRED
Corner

Electrical

06.2614.40

90° Corner Feed Non Dimmable



REQUIRED
Component

Installation

06.2617.40

Blind End



REQUIRED
Connector

Electrical

06.2621.40

Linear Connector Feed - Non Dimmable



REQUIRED
Power supply

06.2622.40


Power Supply Surface End Dimmable / Non Dimmable



REQUIRED
Power supply

06.2623.40

Power Supply Surface Middle Dimmable / Non Dimmable




OPTIONAL
Power supply

Electrical

08.0613.14A

Dimmable control box 1-10V, 24/48V. For remote installation.



OPTIONAL
Component

Installation

06.2618.40A

Track Cover 3000mm



OPTIONAL
Connector

Electrical

06.2608.40

Straight Connector