

Outgraze 50 L 900 mm Non Dimmable Grey

Designed by FLOS Outdoor, 2019



Integrated 220/240V power supply. Installation brackets, to be ordered separately.
Extra clear transparent glass, excluding the DIFFUSE version with sandblasted glass.
SMART version available upon request (power 15,5W - flux -30% lm).

Are you a professional and your project needs consulting and support?

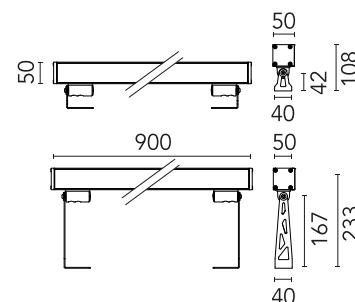
BOOK AN APPOINTMENT

Main specifications

EAN	8054793354330
Mounting	Wall
Environments	Outdoor wet location
Light source type	LED
Light sources included	Yes
LED type	Power LED
Number of lamps	1
Power (W)	20
Lumen Output (lm)	1971

Physical

Colour	Grey
Trim	No
Orientation	Adjustable
Transversal tilting (°)	180
Length (mm)	900
Net weight (kg)	2.47
Package height (mm)	130
Package width (mm)	970
Package length (mm)	120
Package volume (m3)	0.02
IP internal	66



Download

Mounting instructions [ZIP](#)

Photometric Files

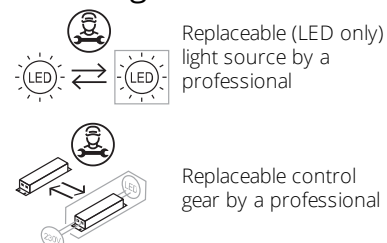
LDT / IES [ZIP](#)

Technical Drawings

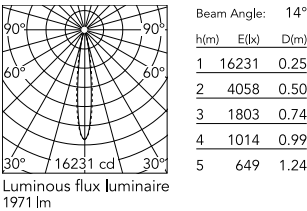
2D [ZIP](#)

3D [ZIP](#)

Ecodesign and Energy Labelling



Schematic light drawing



Photometric

Light distribution	Symmetric
CCT (K)	2200
CRI>	80
Beam angle C0-180 (°)	13
Beam angle C90-270 (°)	13
Extreme cut off	No

Electrical

Insulation class	I
Frequency (Hz)	50/60
Main voltage (Vac)	220-240
Power supply	Integrated
Dimmable	No
Dimming interface	Not Dimmable
Emergency	No

Notes

We recommend using a connection system with a degree of protection greater than or equal to the degree of protection of the luminaire.

During the installation and the maintenance of the fixtures it is important to be careful and avoid damages on the paint coating.

Damages on the coating exposed to outdoor conditions or water, could cause corrosion.

Chemical substances affect the anticorrosion covering protection.

For LED fixtures, there is evidence that most of the damages are connected to electrical effects related to the insulations, which cause destructive electrical discharges

These effects are frequently caused by:

- over voltage coming from the mains' network where fixture is connected.
- electrostatic discharge (ESD) coming from the environment.

The use of a protective device against the overvoltage on the electrical installation is warmly suggest this helps to reduce the intensity of some of these phenomenon and prevent irreversible damages. The selection of the type of device to be used must be adjust on the electrical plant.

Accessories & Power Supply



REQUIRED
Accessory

F990C010000
3/4 way terminal block 4 poles
IP68 H2O stop. (ø5,5÷12mm
cable)



REQUIRED
Accessory

F021Z010000
Plug&play connector 4 poles



REQUIRED
Accessory

F021Z020000
Double 4-pole plug&play
connector + 3-pole cable, 600
mm length.



REQUIRED
Accessory

F021Z030000
4-pole plug&play connector + 3-
pole cable, 5000 mm length.



REQUIRED
Accessory

F021Z070000
Cap for panel (on the fixtures)
plug connector 4-5 poles



REQUIRED
Accessory

F1204006
One pair of long bracketss L 200
mm. Grey



REQUIRED
Accessory

F1203006
One pair of short brackets L 80
mm. Grey



REQUIRED
Accessory

F990C080000
Connector kit 5-pole flying socket
+ EU plug IP68.