

FLOS



F020A21H012 Forest Green

Outgraze 35 L 300 mm Forest Green

Designed by FLOS Outdoor, 2019



48V remote power supply and installation brackets to be ordered separately. Extra clear transparent glass, excluding the DIFFUSE version with sandblasted glass. Dimmable PWM luminaires. SMART version available upon request (power 4W - flux -50% lm).

Are you a professional and your project needs consulting and support?

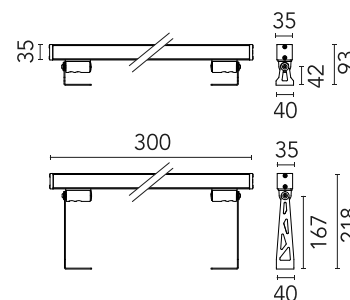
BOOK AN APPOINTMENT

Main specifications

EAN	8054793325293
Mounting	Wall
Environments	Outdoor wet location
Light source type	LED
Light sources included	Yes
LED type	Power LED
Number of lamps	1
Power (W)	7
Lumen Output (lm)	561

Physical

Colour	Forest Green
Trim	No
Orientation	Adjustable
Transversal tilting (°)	180
Length (mm)	300
Net weight (kg)	1
Package height (mm)	130
Package width (mm)	115
Package length (mm)	365
Package volume (m3)	0.01
IP internal	66



Download

Mounting instructions



ZIP

Photometric Files

LDT / IES



ZIP

Technical Drawings

2D



ZIP

3D



ZIP

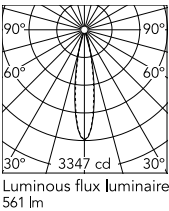
Bim



ZIP



Schematic light drawing



Photometric

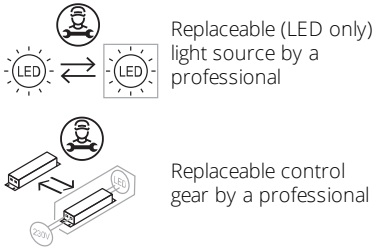
Light distribution	Symmetric
CCT (K)	2700
CRI>	80
Beam angle C0-180 (°)	18
Beam angle C90-270 (°)	18

Electrical

Insulation class	III
Frequency (Hz)	50/60
Main voltage (Vac)	48
Power supply	Remote
Dimmable	Yes
Power supply type	Dimmable DALI PWM, Dimmable 1-10 PWM
Dimming interface	Remote Dimmable (Dimmer Not Included)
Emergency	No

Ecodesign and Energy Labelling

This product contains a light source of energy efficiency class E



Notes

We recommend using a connection system with a degree of protection greater than or equal to the degree of protection of the luminaire.

During the installation and the maintenance of the fixtures it is important to be careful and avoid damages on the paint coating.

Damages on the coating exposed to outdoor conditions or water, could cause corrosion.

Chemical substances affect the anticorrosion covering protection.

For LED fixtures, there is evidence that most of the damages are connected to electrical effects related to the insulations, which cause destructive electrical discharges

These effects are frequently caused by:

- over voltage coming from the mains' network where fixture is connected.
- electrostatic discharge (ESD) coming from the environment.

The use of a protective device against the overvoltage on the electrical installation is warmly suggest this helps to reduce the intensity of some of these phenomenon and prevent irreversible damages. The selection of the type of device to be used must be adjust on the electrical plant.

Accessories & Power Supply



REQUIRED
Power supply

F990B08A000
CONTROL INTERFACE 48V PWM -
DALI IP20 CLASS III. Vin 48Vdc
120W (POWER SUPPLY NOT
INCLUDED)



REQUIRED
Power supply

F990B15A000
CONTROL INTERFACE 48V PWM -
1..10V IP20 CLASS III. VIN 48Vdc
120W (POWER SUPPLY NOT
INCLUDED)



REQUIRED
Accessory

F990C00A000
2 way terminal block 4 poles IP68
H20 stop. (ø5,5÷12mm cable)



REQUIRED
Accessory

F1203012
One pair of short brackets L 80
mm. Forest Green



REQUIRED
Accessory

F1204012
One pair of long brackets L 200
mm. Forest Green



REQUIRED
Power supply

RF25746
Power supply 48V 240W /110-
240V single output DIN RAIL.



REQUIRED
Power supply

RF25753
Power supply 48V 60W / 110-
240V IP67 Class II selv eq.



REQUIRED
Accessory

F990C010000
3/4 way terminal block 4 poles
IP68 H20 stop. (ø5,5÷12mm
cable)