



## Outgraze 35 Easy L 1200 mm Forest Green

Designed by FLOS Outdoor, 2019



24V remote power supply and installation brackets to be ordered separately.  
Dimmable PWM luminaires. Sandblasted glass.

Are you a professional and your project needs consulting and support?

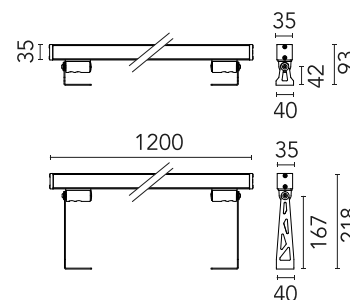
[BOOK AN APPOINTMENT](#)

### Main specifications

EAN	8054793338149
Mounting	Wall
Environments	Outdoor wet location
Light source type	LED
Light sources included	Yes
LED type	Power LED
Number of lamps	1
Power (W)	17
Lumen Output (lm)	827

### Physical

Colour	Forest Green
Trim	No
Orientation	Adjustable
Transversal tilting (°)	180
Length (mm)	1200
Net weight (kg)	2.39
Package height (mm)	1270
Package width (mm)	120
Package length (mm)	130
Package volume (m3)	0.02
IP internal	66



### Download

[Mounting instructions](#) ZIP

### Photometric Files

[LDT / IES](#) ZIP

### Technical Drawings

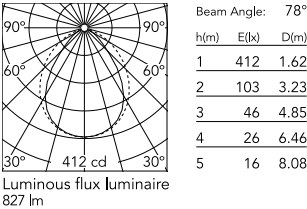
[2D](#) ZIP

[3D](#) ZIP

[Bim](#) ZIP



## Schematic light drawing



## Photometric

Light distribution	Symmetric
CCT (K)	3000
CRI>	80
Beam angle C0-180 (°)	90
Beam angle C90-270 (°)	90

## Electrical

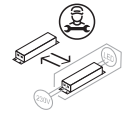
Insulation class	III
Frequency (Hz)	50/60
Main voltage (Vac)	24
Power supply	Remote
Dimmable	Yes
Power supply type	Dimmable DALI PWM, Dimmable 1-10 PWM
Dimming interface	Remote Dimmable (Dimmer Not Included)
Emergency	No

## Ecodesign and Energy Labelling

This product contains a light source of energy efficiency class E



Replaceable (LED only) light source by a professional



Replaceable control gear by a professional

## Notes

We recommend using a connection system with a degree of protection greater than or equal to the degree of protection of the luminaire.

During the installation and the maintenance of the fixtures it is important to be careful and avoid damages on the paint coating.

Damages on the coating exposed to outdoor conditions or water, could cause corrosion.

Chemical substances affect the anticorrosion covering protection.

For LED fixtures, there is evidence that most of the damages are connected to electrical effects related to the insulations, which cause destructive electrical discharges

These effects are frequently caused by:

- over voltage coming from the mains' network where fixture is connected.
- electrostatic discharge (ESD) coming from the environment.

The use of a protective device against the overvoltage on the electrical installation is warmly suggest this helps to reduce the intensity of some of these phenomenon and prevent irreversible damages. The selection of the type of device to be used must be adjust on the electrical plant.

Accessories & Power Supply



REQUIRED  
Power supply

F990B07A000  
CONTROL INTERFACE 24V PWM -  
DALI IP20 CLASS III. Vin 24Vdc  
120W (POWER SUPPLY NOT  
INCLUDED)



REQUIRED  
Power supply

F990B14A000  
CONTROL INTERFACE 24V PWM -  
1..10V IP20 CLASS III. VIN 24Vdc  
120W (POWER SUPPLY NOT  
INCLUDED)



REQUIRED  
Accessory

F990C00A000  
2 way terminal block 4 poles IP68  
H20 stop. (ø5,5÷12mm cable)



REQUIRED  
Accessory

F990C010000  
3/4 way terminal block 4 poles  
IP68 H20 stop. (ø5,5÷12mm  
cable)



REQUIRED  
Accessory

F1203012  
One pair of short brackets L 80  
mm. Forest Green



REQUIRED  
Accessory

F1204012  
One pair of long brackets L 200  
mm. Forest Green