

# FLOS

09.8300.AH Glossy Grey

**Oblique** NEW

Designed by Vincent Van Duysen, 2020

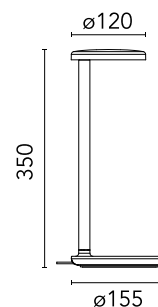


LED - Top LED - 8W - 479lm - 2700K - CRI> 90 - Beam° 35

Professional table lamp with patented asymmetric optics. External power supply included with 1500-mm cable. USB-C connection integrated into the base of the device to recharge compatible devices. Driver input: 24 V

Are you a professional and your project needs consulting and support?

[BOOK AN APPOINTMENT](#)



## Main specifications

|                  |                     |
|------------------|---------------------|
| Mounting         | Table               |
| Environments     | Indoor dry location |
| LED type         | Top LED             |
| Lamp category    | LED                 |
| Number of heads  | 1                   |
| Power (W)        | 8                   |
| System power (W) | 18                  |
| Source flux (lm) | 754                 |
| System flux (lm) | 479                 |

## Physical

|                 |             |
|-----------------|-------------|
| Colour          | Glossy Grey |
| Orientation     | Fixed       |
| Net weight (kg) | 0.75        |
| IP internal     | 20          |
| IP external     | 20          |

## Download

Mounting instructions [↓ PDF](#)

## Photometric Files

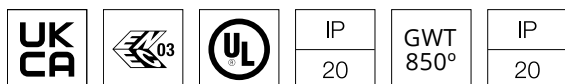
LDT / IES [↓ ZIP](#)

## Technical Drawings

2D [↓ ZIP](#)

3D [↓ ZIP](#)

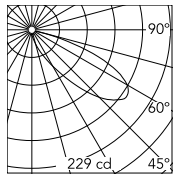
[↓ ZIP](#) Bim



## Ecodesign and Energy Labelling

This product contains a light source of energy efficiency class F

## Schematic light drawing



Beam Angle: 35°

| h(m) | E(lx) | D(m)  |
|------|-------|-------|
| 1    | 229   | 2.18  |
| 2    | 57    | 4.36  |
| 3    | 25    | 6.54  |
| 4    | 14    | 8.72  |
| 5    | 9     | 10.90 |

Luminous flux Luminaire  
479 lm

## Photometric

|                          |                               |
|--------------------------|-------------------------------|
| Lighting type            | Direct                        |
| Light distribution       | Asymmetric                    |
| CCT (K)                  | 2700                          |
| CRI>                     | 90                            |
| LED Life / Failure Ratio | L90B10 > 50.000h<br>(Tc=85°C) |
| Beam angle C0-180 (°)    | 35                            |
| Beam angle C90-270 (°)   | 46                            |

## Electrical

|                           |                 |
|---------------------------|-----------------|
| Insulation class          | III             |
| Driver                    | Remote included |
| Dimmable                  | Yes             |
| Dimming type              | Dimmable        |
| Emergency type            | No              |
| Induction recharge QI     | No              |
| Charging socket/connector | USB-C           |