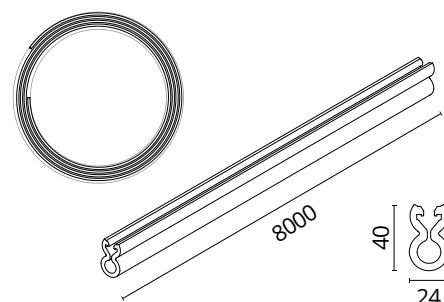


My Circuit Profile

Designed by Michael Anastassiades, 2023



Flexible electromechanical profile available in various lengths, designed to be cut by the customer to the exact length required for each project. The profile is supplied in a spiral roll. It must be unrolled before installation. Select the required length based on the sum of the lengths of: the straight fixtures, the arcs of the curved fixtures and the track inserts in the power adapter fixtures (marked on its dimensional drawings).



Are you a professional and your project needs consulting and support?

[BOOK AN APPOINTMENT](#)

Main specifications

Mounting	Ceiling surface
Environments	Indoor dry location

Physical

Colour	White
Length (mm)	8000
Net weight (kg)	5.6
IP internal	20

Download

[Mounting instructions](#)

[PDF](#)



Photometric

Extreme cut off	No
-----------------	----

Electrical

Insulation class	III
Forward voltage (V)	48
Power supply	Remote excluded

Notes

Select the required length based on the sum of the lengths of: the straight fixations, the arcs of the curved fixations and the track inserts in the power adapter fixations (marked on its dimensional drawings). My Circuit Mounting Tool (included).

Accessories & Power Supply



REQUIRED
Power supply

Electrical

60.9741
Constant voltage power supply
48V - 320W, 100 -110V /
120/277V



REQUIRED
Power supply

Electrical

60.8723
Constant voltage power supply
48V - 240W, 100 -110V /
120/277V



REQUIRED
Power supply

Electrical

60.9781
Constant voltage power supply
48V - 150W, 100-110V /
120/277V



REQUIRED
Bracket

Installation

06.0335.00
My Circuit Fixation Straight
250mm (9.84")



REQUIRED
Bracket

Installation

06.0336.00
My Circuit Fixation Curve R 500
(19.6") 30°



REQUIRED
Bracket

Installation

06.0337.00
My Circuit Fixation Curve R 750
(29.52") 22,5°



REQUIRED
Bracket

Installation

06.0338.00
My Circuit Fixation Curve R 1000
(39.37") 15°



REQUIRED
Bracket

Installation

06.0339.00
My Circuit Fixation Curve R 1500
(59") 9°



REQUIRED
Bracket

Installation

06.0340.00

My Circuit Fixation Curve R 2000
(78.74") 7,5°



REQUIRED
Bracket

Installation

06.0341.00

My Circuit Fixation Curve R 2500
(98.4") 5°




REQUIRED
Bracket

Installation

06.0342.00

My Circuit Fixation Curve R 3000
(118.1") 5°



REQUIRED
Power supply

Electrical

06.0352.C5

Live End Feed



REQUIRED
Power supply

Electrical

06.0353.C5

Intermediate Straight Connector
Feed



REQUIRED
Power supply

Electrical

06.0354.C5

Power Supply End 240W



REQUIRED
Power supply

Electrical

06.0355.C5

Power Supply Middle 240W



REQUIRED
Bracket

Installation

06.0366.00

My Circuit Fixation Straight Kit 1m
39.37" (4x250mm - 4x9,84")



REQUIRED
Bracket

Installation

06.0367.00

My Circuit Fixation Straight Kit
1.5m 59" (6x250mm - 6x9,84")



REQUIRED
Bracket

Installation

06.0368.00

My Circuit Fixation Straight Kit 2m
98.42" (8x9,84")



REQUIRED
Bracket

Installation

06.0369.00

My Circuit Fixation Straight Kit
2.5m 118.1" (10x9,84")



REQUIRED
Bracket

Installation

06.0370.00

My Circuit Fixation Straight Kit 3m
(12x250mm - 12x9,84")



REQUIRED
Bracket

Installation

06.0371.00

My Circuit Fixation Curve R 500 -
19.6" Kit 90° (3x30°)



REQUIRED
Bracket

Installation

06.0372.00

My Circuit Fixation Curve R 500 -
19.6" Kit 180° (6x30°)



REQUIRED
Bracket

Installation

06.0373.00

My Circuit Fixation Curve R 750 -
29.52" Kit 45° (2x22,5°)



REQUIRED
Bracket

Installation

06.0374.00

My Circuit Fixation Curve R 750 -
29.52" Kit 90° (4x22,5°)



REQUIRED
Bracket

Installation

06.0375.00

My Circuit Fixation Curve R 750 -
29.52" Kit 135° (6x22,5°)



REQUIRED
Bracket

Installation

06.0376.00

My Circuit Fixation Curve R 750 -
29.52" Kit 180° (8x22,5°)



REQUIRED
Bracket

Installation

06.0377.00

My Circuit Fixation Curve R 1000
- 39.37" Kit 45° (3x15°)



REQUIRED
Bracket

Installation

06.0378.00

My Circuit Fixation Curve R 1000
- 39.37" Kit 90° (6x15°)



REQUIRED
Bracket

Installation

06.0379.00

My Circuit Fixation Curve R 1000
- 39.37" Kit 135° (9x15°)



REQUIRED
Bracket

Installation

06.0380.00

My Circuit Fixation Curve R 1000
- 39.37" Kit 180° (12x15°)



REQUIRED
Bracket

Installation

06.0381.00

My Circuit Fixation Curve R 1500
- 59" Kit 45° (5x9°)



REQUIRED
Bracket

Installation

06.0382.00

My Circuit Fixation Curve R 1500
- 59" Kit 90° (10x9°)



REQUIRED
Bracket

Installation

06.0383.00

My Circuit Fixation Curve R 1500
- 59° Kit 135° (15x9°)



REQUIRED
Bracket

Installation

06.0384.00

My Circuit Fixation Curve R 1500
- 59° Kit 180° (20x9°)



REQUIRED
Bracket

Installation

06.0385.00

My Circuit Fixation Curve R 2000
- 59° Kit 45° (6x7,5°)



REQUIRED
Bracket

Installation

06.0386.00

My Circuit Fixation Curve R 2000
- 59° Kit 90° (12x7,5°)



REQUIRED
Bracket

Installation

06.0387.00

My Circuit Fixation Curve R 2000
- 59° Kit 135° (18x7,5°)



REQUIRED
Bracket

Installation

06.0388.00

My Circuit Fixation Curve R 2000
- 59° Kit 180° (24x7,5°)



REQUIRED
Bracket

Installation

06.0389.00

My Circuit Fixation Curve R 2500
- 98.4° Kit 45° (9x5°)



REQUIRED
Bracket

Installation

06.0390.00

My Circuit Fixation Curve R 2500
- 98.4° Kit 90° (18x5°)



REQUIRED
Bracket

Installation

06.0391.00

My Circuit Fixation Curve R 2500
- 98.4" Kit 135° (27x5°)



REQUIRED
Bracket

Installation

06.0392.00

My Circuit Fixation Curve R 2500
- 98.4" Kit 180° (36x5°)



REQUIRED
Bracket

Installation

06.0393.00

My Circuit Fixation Curve R 3000
- 118.1" Kit 45° (9x5°)



REQUIRED
Bracket

Installation

06.0394.00

My Circuit Fixation Curve R 3000
- 118.1" Kit 90° (18x5°)



REQUIRED
Bracket

Installation

06.0395.00

My Circuit Fixation Curve R 3000
- 118.1" Kit 135° (27x5°)



REQUIRED
Bracket

Installation

06.0396.00

My Circuit Fixation Curve R 3000
- 118.1" Kit 180° (36x5°)



OPTIONAL
Accessory

Mounting

06.0343.00

Ceiling fix for My Circuit Closed
Loop



OPTIONAL
Component

Installation

06.0350.C5

End cap



OPTIONAL
Component

Installation

06.0351.C5

Intermediate cap

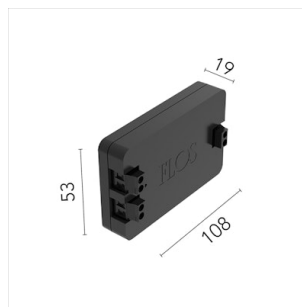


OPTIONAL
Accessory

Mounting

08.1042.00

Profile Fixing Tool



OPTIONAL
Control interface

Electrical

08.0824.14

Dimming Interface 1-10V to
CASAMBI



OPTIONAL
Control interface

Electrical

08.0961.00

Dimming Interface DALI <>
CASAMBI