

F015B42A000 Primer

Mile Wall 1 Washer Down

NEW

Designed by Antonio Citterio, 2020

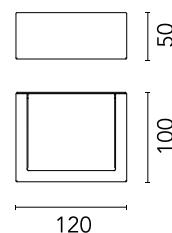


314lm - 4000K - CRI> 80

LED light source included. Integrated 220-240V ON/OFF electrical power. Equipped with double cable gland for electrical connection.

Are you a professional and your project needs consulting and support?

BOOK AN APPOINTMENT



Main specifications

EAN	8054793225265
Mounting	Wall
Environments	Outdoor wet location
Light source type	LED
Light sources included	Yes
LED type	Power LED
Number of lamps	1
System power (W)	4.9
Lumen Output (lm)	314

Physical

Colour	Primer
Orientation	Fixed
Net weight (kg)	0.54
Package height (mm)	80
Package width (mm)	100
Package length (mm)	120
IP internal	65

Download

Mounting instructions [ZIP](#)

Photometric Files

LDT / IES [ZIP](#)

Technical Drawings

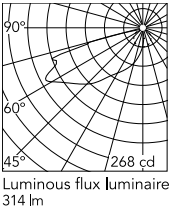
2D [ZIP](#)

3D [ZIP](#)

[Bim](#) [ZIP](#)



Schematic light drawing



Photometric



Light distribution	Asymmetric
CCT (K)	4000
CRI>	80
Extreme cut off	No

Electrical



Insulation class	I
Frequency (Hz)	50/60
Main voltage (Vac)	220-240
Power supply	Integrated
Dimmable	No
Power supply type	Non Dimmable
Dimming interface	Not Dimmable
Emergency	No

Ecodesign and Energy Labelling

This product contains a light source of energy efficiency class D




Replaceable (LED only) light source by a professional



Replaceable control gear by a professional

Accessories & Power Supply



OPTIONAL
Accessory

F990E00A000

S.P.D. (SURGE PROTECTION
DEVICE)