

FLOS

FA1072314430 Black

Marco Double NEW

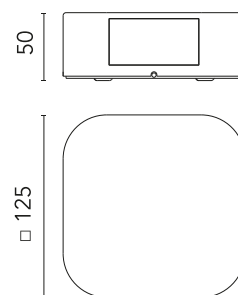
Designed by FLOS Outdoor, 2009



LED source included. Integrated electric power supply 220-240V ON/OFF. Wall fixing bracket included. Equipped with two rubber cable guides (5mm<Ø<9mm) that facilitate the inlet-outlet connection.

Are you a professional and your project needs consulting and support?

[BOOK AN APPOINTMENT](#)



Main specifications

EAN	8054793612553
Mounting	Wall
Environments	Outdoor wet location
Light source type	LED
Light sources included	Yes
LED type	Power LED
Number of lamps	1
Power (W)	2
System power (W)	4
Source flux (lm)	308
Lumen Output (lm)	228

Physical

Colour	Black
Orientation	Fixed
Net weight (kg)	0.68
Package height (mm)	95
Package width (mm)	140
Package length (mm)	140
IP internal	65

Download

Mounting instructions [ZIP](#)

Photometric Files

LDT / IES [ZIP](#)

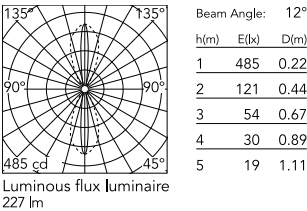
Technical Drawings

2D [ZIP](#)

3D [ZIP](#)



Schematic light drawing



Photometric

Light distribution	Asymmetric
CCT (K)	4000
CRI>	80
Beam angle C0-180 (°)	12
Beam angle C90-270 (°)	46
Beam angle indirect C0-180 (°)	12
Beam angle indirect C90-270 (°)	46
Extreme cut off	No

Electrical

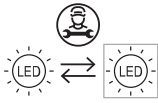
Insulation class	II
Frequency (Hz)	50/60
Main voltage (Vac)	220-240
Power supply	Integrated
Dimmable	No
Power supply type	Non Dimmable
Dimming interface	Not Dimmable
Emergency	No

Notes

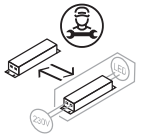
Please check with your referent person in our Front Office if a code modification is needed to meet the required certification compliance

Ecodesign and Energy Labelling

This product contains a light source of energy efficiency class D




Replaceable (LED only) light source by a professional



Replaceable control gear by a professional

Accessories & Power Supply



OPTIONAL
Accessory

F990E00A000

S.P.D. (SURGE PROTECTION
DEVICE)