

FLOS

03.8101.14ADA Black

Light Tube Ø 30 Direct 1200 mm Dali Version

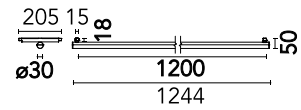
Designed by Vincent Van Duysen



Diffused LED light module to be installed in The Infra-Structure.

Are you a professional and your project needs consulting and support?

[BOOK AN APPOINTMENT](#)



Main specifications

Mounting	Track
Environments	Indoor dry location
Light source type	LED
Light sources included	Yes
LED type	Top LED
Number of lamps	1
Power (W)	30

Physical

Colour	Black
Orientation	Fixed
Length (mm)	1244
Net weight (kg)	1
Package volume (m3)	0.03
IP internal	20

Download

Mounting instructions [↓ PDF](#)

Photometric Files

LDT / IES [↓ ZIP](#)

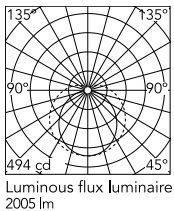
Technical Drawings

2D [↓ ZIP](#)

3D [↓ ZIP](#)

[Bim](#) [↓ ZIP](#)

Schematic light drawing



Beam Angle: 150°

h(m)	E(lx)	D(m)
1	494	7.40
2	123	14.80
3	55	22.19
4	31	29.59
5	20	36.99

Photometric

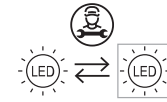
Lighting type	Direct
Light distribution	Symmetric
CCT (K)	2700
CRI>	90
Beam angle C0-180 (°)	150
Beam angle C90-270 (°)	106

Electrical

Insulation class	III
Forward voltage (V)	48
Power supply	Remote
Dimmable	Yes
Power supply type	Dimmable DALI 2
Dimming interface	Remote Dimmable (Dimmer Not Included)

Ecodesign and Energy

Labelling



Replaceable (LED only) light source by a professional



Replaceable control gear by a professional

Notes

System turning fastening elements 0°-90° with a magnetic connection and mechanic security bock for a transversally installation between two lines of the profile. The Light Tube are only fed by one od the ends and do not communicate current through the other end. For wireless lighting control, choose integrated Casambi versions.