

FLOS

03.9891.EQ.98 Copper

Light Shadow Pro Ø 90 Wall-Washer - Airtight IC Rated - JA8

NEW

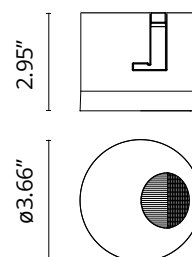
Designed by FLOS Architectural



LED lighting module, with low glare, to be inserted in the recessed frames (not included), installation through a bayonet system with interchangeable spots. Remote driver not included.

Are you a professional and your project needs consulting and support?

BOOK AN APPOINTMENT



Main specifications

Mounting	Ceiling recessed
Light Source Type	LED
Light sources included	Yes
LED type	LED array
Lamp category	LED
Number of lamps	1
Power (W)	12.6
Source flux (lm)	1403
System flux (lm)	1065
Efficacy (lm/W)	69.61

Physical

Color	Copper
Orientation	Fixed
Net weight (lb)	0.81
IP internal	20

Download

Family spec sheet	ZIP
Mounting instructions	PDF

Photometric Files

LDT / IES	ZIP
-----------	-----

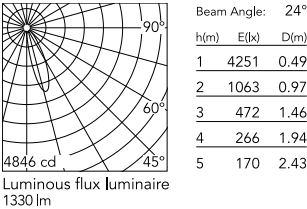
Technical Drawings

2D	ZIP
3D	ZIP



IP
20

Schematic light drawing



Ecodesign and Energy Labelling

Replaceable (LED only) light source by a professional

Replaceable control gear by a professional

Photometric

Lighting type	Direct
Light distribution	Asymmetric
CCT (K)	3000
CRI>	90
McAdam steps (SDCM)	3
Rf fidelity index	91
Rg gamut index	100
LED Life / Failure Ratio	L90B10 33.000h Tc=85°C
Beam angle C0-180 (°)	24
Beam angle C90-270 (°)	24
UGR _L	<19

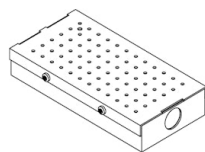
Electrical

Frequency (Hz)	50/60
Forward voltage (V)	36
LED current (mA)	350
Driver	Remote from housing
Dimmable	Yes
Dimming interface	Remote Dimmable (Dimmer Not Included)

Notes

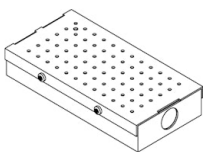
Class 2

Accessories & Power Supply



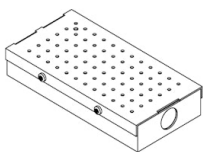
REQUIRED
Power supply
Electrical

SP20W350MA-PEQ-S01
Lutron 20W, 0.15 - 1.05A, 10-54Vdc Eco 0.1%



REQUIRED
Power supply
Electrical

SP22W350MA-VAR-C01
Splice Box 350-700mA, 28 -42 Vdc, Tri mode



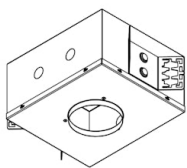
REQUIRED
Power supply
Electrical

SP25W350MA-10V-A02
SP25W350MA-10V-A02



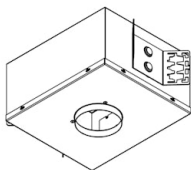
REQUIRED
Housing and Hanger Bar
08.1201.00.U.L

Bar Hanger Set , Male-Female (set of 2)




REQUIRED
Housing and Hanger Bar
Installation

08.7073.00.90
Light Shadow PRO 60 Adjustable Trimless & 90 Fixed Trimless Airtight Housing for New construction, Remote Driver see dimmable driver options below. CCEA Chicago Plenum



REQUIRED
Housing and Hanger Bar
Installation

08.7071.00A90
Light Shadow PRO 90 Trim Fixed & Adjustable Airtight Housing for New construction, Remote Driver see options below. CCEA Chicago Plenum



REQUIRED
Frame
08.0193.00
Installation Frame No Trim Ø90 Fix



REQUIRED
Frame
08.0161.14
Installation Frame Trim Ø90 Fix



REQUIRED Frame

08.0161.40

Installation Frame Trim Ø90 Fix