

FLOS

03.9910.14.98 Black

Light Shadow Pro Ø 60 Fixed Optic Spot - Airtight IC Rated - JA8 NEW

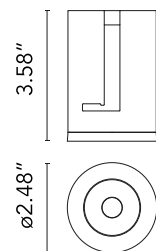
Designed by FLOS Architectural, 2020



LED lighting module, with low glare, to be inserted in the recessed frames (not included), installation through a bayonet system with interchangeable spots. Remote driver not included.

Are you a professional and your project needs consulting and support?

BOOK AN APPOINTMENT



Main specifications

Mounting	Ceiling recessed
Environments	Indoor dry location
Light Source Type	LED
Light sources included	Yes
LED type	LED array
Lamp category	LED
Number of lamps	1
Power (W)	12.6
Source flux (lm)	1484
System flux (lm)	1210
Efficacy (lm/W)	74.69

Physical

Color	Black
Orientation	Fixed
Recessed depth (in)	7
Net weight (lb)	0.49
Package volume (in)	245
IP internal	54

Download


Family spec sheet	ZIP
Mounting instructions	PDF

Photometric Files

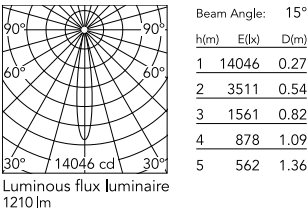
LDT / IES	ZIP
-----------	-----

Technical Drawings

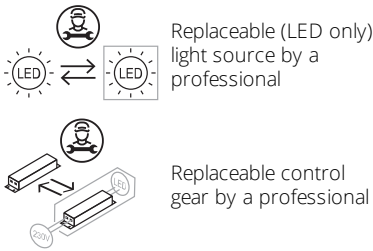
2D	ZIP
3D	ZIP



Schematic light drawing



Ecodesign and Energy
Labelling



Photometric

Lighting type	Direct
Light distribution	Symmetric
CCT (K)	4000
CRI>	90
McAdam steps (SDCM)	2
Rf fidelity index	92
Rg gamut index	100
LED Life / Failure Ratio	L70B40 > 50,000h (Tc=85°C)
Beam angle C0-180 (°)	15
Beam angle C90-270 (°)	15
Extreme cut off	No
UGR _L	<10

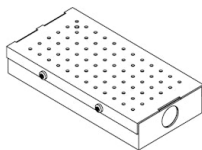
Electrical

Frequency (Hz)	50/60
Forward voltage (V)	36
LED current (mA)	350
Driver	Remote from housing
Dimmable	Yes
Dimming type	Lutron EcoSystem, Dimmable ELV, Dimmable 0-10V
Dimming interface	Remote Dimmable (Dimmer Not Included)

Notes

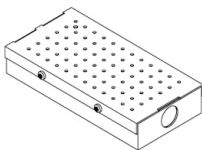
Class 2 Please select 250 mA setting in the remote driver to match the power of the Adjustable version,

Accessories & Power Supply



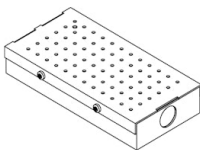
REQUIRED
Power supply
Electrical

SP20W350MA-PEQ-S01
Lutron 20W, 0.15 - 1.05A, 10-54Vdc Eco 0.1%



REQUIRED
Power supply
Electrical

SP22W350MA-VAR-C01
Splice Box 350-700mA, 28 -42 Vdc, Tri mode



REQUIRED
Power supply
Electrical

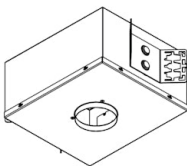
SP25W350MA-10V-A02
SP25W350MA-10V-A02



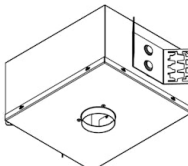
REQUIRED
Frame
08.0192.00
Installation Frame No Trim



REQUIRED
Housing and Hanger Bar
08.1201.00.UL
Bar Hanger Set , Male-Female (set of 2)



REQUIRED
Housing and Hanger Bar
Installation
08.7072.00.90
Light Shadow PRO 60 Fixed Trimless Airtight Housing for New construction, Remote Driver see options below. CCEA Chicago Plenum



REQUIRED
Housing and Hanger Bar
Installation
08.7070.00A90
Light Shadow PRO 60 Fixed Trim & 90 Adjustable Trim Airtight Housing for New construction, Remote Driver, see dimmable driver options below for . CCEA Chicago Plenum



REQUIRED
Frame
08.0160.14
Installation Frame Trim Ø60



REQUIRED Frame

08.0160.40

Installation Frame Trim Ø60