

## Light Shadow Pro Ø 60 Fixed Optic Medium - Airtight IC Rated - JA8 NEW

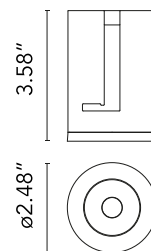
Designed by FLOS Architectural, 2022



LED lighting module, with low glare, to be inserted in the recessed frames (not included), installation through a bayonet system with interchangeable spots. Remote driver not included.

Are you a professional and your project needs consulting and support?

[BOOK AN APPOINTMENT](#)



### Main specifications

|                        |                     |
|------------------------|---------------------|
| Mounting               | Ceiling recessed    |
| Environments           | Indoor dry location |
| Light Source Type      | LED                 |
| Light sources included | Yes                 |
| LED type               | LED array           |
| Lamp category          | LED                 |
| Number of lamps        | 1                   |
| Power (W)              | 12.6                |
| Source flux (lm)       | 1484                |
| System flux (lm)       | 1174                |
| Efficacy (lm/W)        | 72.47               |

### Physical

|                     |       |
|---------------------|-------|
| Color               | Steel |
| Orientation         | Fixed |
| Recessed depth (in) | 7     |
| Net weight (lb)     | 0.49  |
| Package volume (in) | 245   |
| IP internal         | 54    |

### Download


|                       |                     |
|-----------------------|---------------------|
| Family spec sheet     | <a href="#">ZIP</a> |
| Mounting instructions | <a href="#">PDF</a> |

### Photometric Files

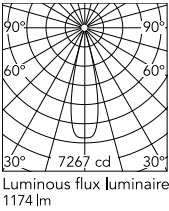
|           |                     |
|-----------|---------------------|
| LDT / IES | <a href="#">ZIP</a> |
|-----------|---------------------|

### Technical Drawings

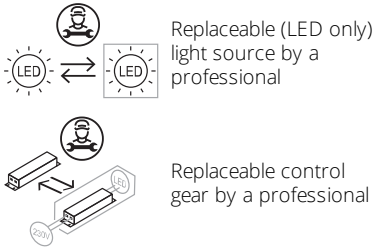
|    |                     |
|----|---------------------|
| 2D | <a href="#">ZIP</a> |
| 3D | <a href="#">ZIP</a> |



## Schematic light drawing



## Ecodesign and Energy Labelling



## Photometric

|                          |                            |
|--------------------------|----------------------------|
| Lighting type            | Direct                     |
| Light distribution       | Symmetric                  |
| CCT (K)                  | 4000                       |
| CRI>                     | 90                         |
| McAdam steps (SDCM)      | 2                          |
| Rf fidelity index        | 92                         |
| Rg gamut index           | 100                        |
| LED Life / Failure Ratio | L70B40 > 50,000h (Tc=85°C) |
| Beam angle C0-180 (°)    | 24                         |
| Beam angle C90-270 (°)   | 24                         |
| Extreme cut off          | No                         |
| UGR <sub>L</sub>         | <10                        |

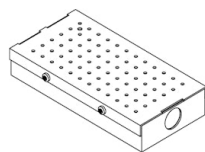
## Electrical

|                     |  |
|---------------------|--|
| Frequency (Hz)      | 50/60  |
| Forward voltage (V) | 36   |
| LED current (mA)    | 350  |
| Driver              | Remote from housing                            |
| Dimmable            | Yes  |
| Dimming type        | Lutron EcoSystem, Dimmable ELV, Dimmable 0-10V |
| Dimming interface   | Remote Dimmable (Dimmer Not Included)          |

## Notes

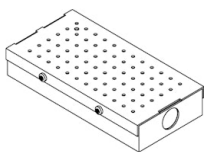
Class 2

Accessories & Power Supply



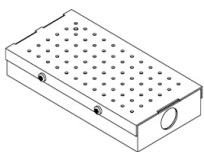
REQUIRED  
Power supply  
Electrical

SP20W350MA-PEQ-S01  
Lutron 20W, 0.15 - 1.05A, 10-54Vdc Eco 0.1%



REQUIRED  
Power supply  
Electrical

SP22W350MA-VAR-C01  
Splice Box 350-700mA, 28 -42 Vdc, Tri mode



REQUIRED  
Power supply  
Electrical

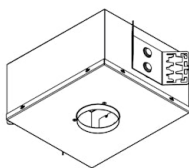
SP25W350MA-10V-A02  
SP25W350MA-10V-A02



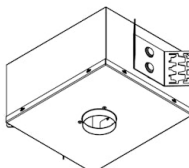
REQUIRED  
Frame  
08.0192.00  
Installation Frame No Trim



REQUIRED  
Housing and Hanger Bar  
08.1201.00.UL  
Bar Hanger Set , Male-Female (set of 2)



REQUIRED  
Housing and Hanger Bar  
Installation  
08.7072.00.90  
Light Shadow PRO 60 Fixed Trimless Airtight Housing for New construction, Remote Driver see options below. CCEA Chicago Plenum



REQUIRED  
Housing and Hanger Bar  
Installation  
08.7070.00A90  
Light Shadow PRO 60 Fixed Trim & 90 Adjustable Trim Airtight Housing for New construction, Remote Driver, see dimmable driver options below for . CCEA Chicago Plenum



REQUIRED  
Frame  
08.0160.14  
Installation Frame Trim Ø60



## REQUIRED Frame

08.0160.40

Installation Frame Trim Ø60