

## Light Shadow Pro Ø45 Surface Medium

Designed by FLOS Architectural, 2022

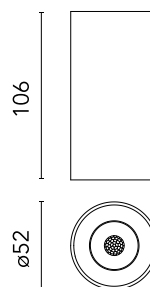


8.8W - 657lm - 2700K - CRI> 90 - Beam° 19

Luminaire with low glare for surface installation. Integrated 220-240 V power supply. IP54 watertightness.

Are you a professional and your project needs consulting and support?

BOOK AN APPOINTMENT



### Main specifications

Mounting	Ceiling surface
Environments	Indoor damp location
Light source type	LED
Light sources included	Yes
LED type	LED array
Number of lamps	1
Power (W)	8.8
System power (W)	11
Source flux (lm)	800
Lumen Output (lm)	657

### Physical

Colour	Black/White
Orientation	Fixed
Spot diameter (mm)	52
Length (mm)	52
Net weight (kg)	0.22
Package height (mm)	157
Package width (mm)	210
Package length (mm)	135
IP internal	54

### Download

Mounting instructions [Download PDF](#)

### Photometric Files

LDT / IES [Download ZIP](#)

### Technical Drawings

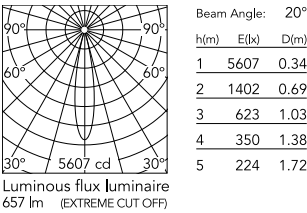
2D [Download ZIP](#)

3D [Download ZIP](#)

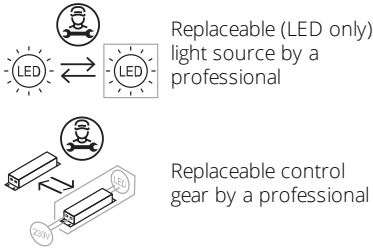
[Bim](#) [Download ZIP](#)



Schematic light drawing



Ecodesign and Energy  
Labelling



Photometric

Lighting type	Direct
Light distribution	Symmetric
CCT (K)	2700
CRI>	90
McAdam steps (SDCM)	2
Rf fidelity index	93
Rg gamut index	99
LED Life / Failure Ratio	L90B10_33.000_Tc=85°C
Beam angle C0-180 (°)	19
Beam angle C90-270 (°)	19
UGR <sub>L</sub>	<10

Electrical

Insulation class	I
Frequency (Hz)	50-60
Main voltage (Vac)	220-240
Forward voltage (V)	36.1
LED current (mA)	250
Power supply	Integrated
Dimmable	No
Power supply type	Non Dimmable
Precabled	No